


OFFICIAL REPORT OF THE NEBRASKA BOARD OF STATE CANVASSERS



GENERAL ELECTION
NOVEMBER 8, 2022

Compiled by

Robert B. Evnen
Nebraska Secretary of State

MEMBERS OF THE NEBRASKA BOARD OF STATE CANVASSERS

Pete Ricketts

Governor

Robert B. Evnen

Secretary of State

Doug Peterson

Attorney General

John Murante

State Treasurer

Charlie Janssen

Auditor of Public Accounts

Official Results of Nebraska General Election November 8, 2022

Table of Contents

| | |
|--|-----------|
| Reported Problems | 5 |
| Voting Statistics | 6 |
| Number of Registered Voters | 6 |
| Total Voting by Method | 8 |
| Federal Offices | 10 |
| Member of the U.S. House of Representatives | 10 |
| Statewide Constitutional Offices | 13 |
| Governor and Lieutenant Governor | 13 |
| Secretary of State..... | 15 |
| State Treasurer..... | 16 |
| Attorney General | 17 |
| Auditor of Public Accounts | 18 |
| State Offices | 20 |
| Public Service Commissioner | 20 |
| Member of the Legislature..... | 21 |
| Member of the State Board of Education..... | 24 |
| Member of the Board of Regents of the University of Nebraska..... | 25 |
| Judicial Retention | 26 |
| Judge of the Supreme Court..... | 26 |
| Judge of the Court of Appeals | 28 |
| Judge of the Nebraska Workers' Compensation Court..... | 30 |
| Judge of the District Court..... | 33 |
| Judge of the Separate Juvenile Court..... | 35 |
| Judge of the County Court..... | 36 |
| Community Colleges | 39 |
| Member of the Board of Governors Central Community College | 39 |
| Member of the Board of Governors Metropolitan Community College | 39 |
| Member of the Board of Governors Mid-Plains Community College | 40 |
| Member of the Board of Governors Northeast Community College | 40 |
| Member of the Board of Governors Southeast Community College | 41 |
| Member of the Board of Governors Western Community College..... | 41 |
| Member of the Douglas-Sarpy Learning Community Coordinating Council | 42 |
| Natural Resources Districts | 43 |
| Director Central Platte Natural Resources District | 43 |
| Director Lewis and Clark Natural Resources District..... | 44 |
| Director Little Blue Natural Resources District | 44 |
| Director Lower Big Blue Natural Resources District | 45 |
| Director Lower Elkhorn Natural Resources District..... | 46 |
| Director Lower Loup Natural Resources District | 47 |
| Director Lower Niobrara Natural Resources District..... | 48 |
| Director Lower Platte North Natural Resources District | 49 |
| Director Lower Platte South Natural Resources District | 50 |
| Director Lower Republican Natural Resources District..... | 51 |
| Director Middle Niobrara Natural Resources District..... | 52 |
| Director Middle Republican Natural Resources District..... | 52 |
| Director Nemaha Natural Resources District..... | 53 |
| Director North Platte Natural Resources District..... | 54 |
| Director Papio-Missouri River Natural Resources District..... | 54 |
| Director South Platte Natural Resources District..... | 55 |
| Director Tri-Basin Natural Resources District..... | 55 |
| Director Twin Platte Natural Resources District..... | 56 |
| Director Upper Big Blue Natural Resources District..... | 56 |
| Director Upper Elkhorn Natural Resources District | 58 |
| Director Upper Loup Natural Resources District..... | 59 |
| Director Upper Niobrara White Natural Resources District | 60 |
| Director Upper Republican Natural Resources District | 60 |
| Metropolitan Utilities District of Omaha | 61 |
| Public Power Districts | 62 |
| Director Burt County Public Power District | 62 |
| Director Butler Public Power District | 62 |
| Director Cedar-Knox Public Power District | 62 |
| Director Central Nebraska Public Power and Irrigation District..... | 63 |
| Director Chimney Rock Public Power District | 63 |

| | |
|---|-----------|
| Director Cornhusker Public Power District | 63 |
| Director Cuming County Public Power District | 64 |
| Director Custer Public Power District | 64 |
| Director Dawson Public Power District..... | 64 |
| Director Elkhorn Rural Public Power District | 65 |
| Director Howard Greeley Rural Public Power District..... | 65 |
| Director Imperial Public Power District | 65 |
| Director KBR Rural Public Power District | 66 |
| Director Loup River Public Power District..... | 66 |
| Director Loup Valleys Rural Public Power District..... | 66 |
| Director McCook Public Power District | 67 |
| Director Middle Loup Public Power and Irrigation District | 67 |
| Director Nebraska Public Power District | 67 |
| Director Norris Public Power District..... | 68 |
| Director North Central Public Power District | 68 |
| Director North Loup River Public Power and Irrigation District..... | 68 |
| Director Northeast Nebraska Public Power District..... | 69 |
| Director Northwest Rural Public Power District..... | 69 |
| Director Omaha Public Power District | 69 |
| Director Perennial Public Power District..... | 70 |
| Director Polk County Rural Public Power District | 70 |
| Director Roosevelt Public Power District | 70 |
| Director South Central Public Power District | 71 |
| Director Southern Public Power District..... | 71 |
| Director Southwest Public Power District | 71 |
| Director Stanton County Public Power District..... | 72 |
| Director Twin Valleys Public Power District | 72 |
| Director Wheat Belt Public Power District | 72 |
| Reclamation Districts | 73 |
| Loup Basin Reclamation District..... | 73 |
| Twin Loups Reclamation District..... | 73 |
| Educational Service Units | 74 |
| Educational Service Unit No. 1 | 74 |
| Educational Service Unit No. 2 | 74 |
| Educational Service Unit No. 3 | 75 |
| Educational Service Unit No. 4 | 75 |
| Educational Service Unit No. 5 | 76 |
| Educational Service Unit No. 6 | 76 |
| Educational Service Unit No. 7 | 77 |
| Educational Service Unit No. 8 | 77 |
| Educational Service Unit No. 9 | 78 |
| Educational Service Unit No. 10 | 78 |
| Educational Service Unit No. 11 | 79 |
| Educational Service Unit No. 13 | 79 |
| Educational Service Unit No. 15 | 80 |
| Educational Service Unit No. 16 | 80 |
| Educational Service Unit No. 17 | 81 |
| Proposed Amendment No. 1 | 82 |
| Initiative Measure 432..... | 83 |
| Initiative Measure 433..... | 84 |
| Historical Tabulation of Votes Cast in General Elections | 85 |

Reported Problems

Dodge County

Shortly after early voting ballots were sent out, it was discovered that a candidate for Lower Platte North Natural Resources District Subdistrict 07, Doug Shuster, was left off the ballot. At that time, 2,761 ballots had been mailed or voted in office. The Dodge County Clerk posted an apology and explanation on their website, and impacted voters were notified and provided an opportunity to vote the contest. The Secretary of State notified candidates and the NRD. Ballots issued after this point, including for election day, were corrected ballots and not impacted.

For the ballots already voted in office, a supplemental ballot was provided with only the Lower Platte North NRD Subdistrict 07 contest and a postage paid return envelope.

For the ballots already mailed out, a corrected ballot was sent. The voters who already returned a ballot were provided a postage paid return envelope. The remainder were instructed to spoil the original ballot. If the corrected ballots were returned, they were counted and the corresponding original ballots were rejected.

All original ballots submitted for counting and not corrected were duplicated by the Dodge County Resolution Board without the Lower Platte North NRD Subdistrict 07 contest. No votes were counted for Lower Platte North NRD Subdistrict 07 from original ballots.

The difference in votes between Engel and Shuster was 2,014. All but 208 original ballots submitted for counting were corrected. As a result, the original early voting ballots that were submitted and not corrected did not impact the outcome of the election.

Platte County

Shortly after early ballots were sent out, it was discovered that Loup River Public Power District Subdivision 03 was not included on several ballot styles following redistricting. Of the 166 supplemental ballots sent out to impacted early voters who already received a ballot, 88 were returned and counted and 78 were not returned. All future early voters and election day voters received both the original ballot and supplemental ballot at the same time and thus had no impact.

The margin in this contest was 393. As a result, this error did not impact the outcome of the election.

Voting Statistics

Number of Registered Voters

| County | Precincts | Republican | Democratic | Libertarian | Legal Marijuana NOW | Nonpartisan | Total |
|------------------------|--------------|----------------|----------------|---------------|---------------------|----------------|------------------|
| Statewide Total | 1,323 | 606,862 | 345,208 | 18,370 | 3,884 | 268,606 | 1,242,930 |
| Adams | 22 | 11,286 | 4,038 | 255 | 61 | 3,762 | 19,402 |
| Antelope | 8 | 3,284 | 587 | 28 | 8 | 555 | 4,462 |
| Arthur | 1 | 301 | 21 | 1 | 0 | 14 | 337 |
| Banner | 1 | 433 | 33 | 8 | 0 | 73 | 547 |
| Blaine | 1 | 302 | 21 | 3 | 1 | 26 | 353 |
| Boone | 9 | 2,597 | 606 | 22 | 4 | 411 | 3,640 |
| Box Butte | 8 | 4,564 | 1,229 | 92 | 11 | 1,419 | 7,315 |
| Boyd | 3 | 1,040 | 148 | 8 | 1 | 139 | 1,336 |
| Brown | 3 | 1,709 | 156 | 9 | 3 | 189 | 2,066 |
| Buffalo | 29 | 18,751 | 5,709 | 494 | 86 | 5,815 | 30,855 |
| Burt | 11 | 2,854 | 1,097 | 54 | 15 | 904 | 4,924 |
| Butler | 11 | 3,662 | 1,056 | 42 | 10 | 867 | 5,637 |
| Cass | 30 | 10,057 | 4,014 | 343 | 52 | 4,623 | 19,089 |
| Cedar | 13 | 3,922 | 976 | 47 | 8 | 795 | 5,748 |
| Chase | 5 | 1,868 | 243 | 26 | 1 | 279 | 2,417 |
| Cherry | 10 | 3,018 | 356 | 28 | 4 | 353 | 3,759 |
| Cheyenne | 9 | 4,174 | 833 | 93 | 17 | 1,213 | 6,330 |
| Clay | 11 | 2,918 | 608 | 49 | 7 | 566 | 4,148 |
| Colfax | 5 | 2,737 | 1,658 | 66 | 10 | 784 | 5,255 |
| Cuming | 6 | 3,872 | 949 | 52 | 6 | 942 | 5,821 |
| Custer | 18 | 5,691 | 914 | 87 | 6 | 1,076 | 7,774 |
| Dakota | 12 | 3,874 | 3,988 | 137 | 24 | 2,832 | 10,855 |
| Dawes | 11 | 3,203 | 940 | 71 | 16 | 990 | 5,220 |
| Dawson | 20 | 7,770 | 3,273 | 173 | 27 | 2,369 | 13,612 |
| Deuel | 3 | 1,008 | 133 | 12 | 2 | 227 | 1,382 |
| Dixon | 10 | 2,390 | 724 | 38 | 9 | 567 | 3,728 |
| Dodge | 32 | 11,693 | 5,270 | 335 | 73 | 4,821 | 22,192 |
| Douglas | 231 | 127,581 | 135,364 | 5,813 | 1,374 | 89,003 | 359,135 |
| Dundy | 4 | 948 | 92 | 12 | 1 | 157 | 1,210 |
| Fillmore | 7 | 2,625 | 713 | 41 | 11 | 619 | 4,009 |
| Franklin | 4 | 1,547 | 266 | 15 | 2 | 321 | 2,151 |
| Frontier | 5 | 1,423 | 177 | 12 | 3 | 243 | 1,858 |
| Furnas | 8 | 2,444 | 438 | 44 | 5 | 524 | 3,455 |
| Gage | 10 | 7,974 | 3,214 | 164 | 50 | 2,971 | 14,373 |
| Garden | 4 | 1,023 | 142 | 11 | 0 | 163 | 1,339 |
| Garfield | 2 | 1,098 | 114 | 7 | 1 | 94 | 1,314 |
| Gosper | 3 | 1,087 | 156 | 7 | 4 | 183 | 1,437 |
| Grant | 1 | 413 | 24 | 0 | 0 | 29 | 466 |
| Greeley | 4 | 1,034 | 399 | 8 | 0 | 138 | 1,579 |
| Hall | 24 | 17,614 | 8,318 | 448 | 114 | 7,534 | 34,028 |
| Hamilton | 11 | 4,735 | 960 | 78 | 10 | 1,012 | 6,795 |
| Harlan | 2 | 1,742 | 370 | 19 | 3 | 330 | 2,464 |
| Hayes | 3 | 563 | 32 | 7 | 0 | 65 | 667 |
| Hitchcock | 4 | 1,387 | 216 | 19 | 1 | 272 | 1,895 |
| Holt | 13 | 5,507 | 805 | 42 | 9 | 737 | 7,100 |
| Hooker | 1 | 438 | 52 | 2 | 0 | 46 | 538 |
| Howard | 8 | 2,973 | 917 | 57 | 6 | 657 | 4,610 |
| Jefferson | 10 | 2,935 | 994 | 46 | 21 | 821 | 4,817 |

Registered Voters (Cont.)

| County | Precincts | Republican | Democratic | Libertarian | Legal Marijuana NOW | Nonpartisan | Total |
|--------------|-----------|------------|------------|-------------|---------------------|-------------|---------|
| Johnson | 6 | 1,651 | 633 | 42 | 6 | 486 | 2,818 |
| Kearney | 9 | 3,152 | 707 | 63 | 6 | 621 | 4,549 |
| Keith | 9 | 3,964 | 778 | 66 | 9 | 1,072 | 5,889 |
| Keya Paha | 3 | 559 | 44 | 3 | 0 | 35 | 641 |
| Kimball | 5 | 1,859 | 333 | 30 | 4 | 430 | 2,656 |
| Knox | 7 | 3,554 | 1,090 | 47 | 5 | 816 | 5,512 |
| Lancaster | 198 | 80,188 | 70,166 | 3,439 | 770 | 46,829 | 201,392 |
| Lincoln | 24 | 14,612 | 4,372 | 339 | 76 | 4,345 | 23,744 |
| Logan | 1 | 435 | 48 | 6 | 0 | 70 | 559 |
| Loup | 1 | 427 | 69 | 1 | 0 | 32 | 529 |
| Madison | 19 | 13,541 | 4,005 | 282 | 71 | 4,151 | 22,050 |
| McPherson | 1 | 300 | 25 | 6 | 0 | 14 | 345 |
| Merrick | 15 | 3,638 | 729 | 42 | 8 | 717 | 5,134 |
| Morrill | 9 | 2,140 | 391 | 29 | 5 | 428 | 2,993 |
| Nance | 5 | 1,517 | 524 | 17 | 2 | 337 | 2,397 |
| Nemaha | 9 | 2,581 | 882 | 66 | 14 | 865 | 4,408 |
| Nuckolls | 4 | 2,111 | 543 | 29 | 5 | 457 | 3,145 |
| Otoe | 10 | 6,095 | 2,274 | 129 | 20 | 2,328 | 10,846 |
| Pawnee | 5 | 1,187 | 349 | 13 | 7 | 267 | 1,823 |
| Perkins | 2 | 1,414 | 216 | 11 | 1 | 241 | 1,883 |
| Phelps | 12 | 4,554 | 744 | 71 | 11 | 805 | 6,185 |
| Pierce | 5 | 3,673 | 512 | 35 | 6 | 749 | 4,975 |
| Platte | 27 | 13,159 | 3,820 | 233 | 73 | 3,323 | 20,608 |
| Polk | 6 | 2,537 | 530 | 31 | 2 | 486 | 3,586 |
| Red Willow | 13 | 4,912 | 906 | 84 | 23 | 1,183 | 7,108 |
| Richardson | 15 | 3,187 | 1,232 | 44 | 21 | 908 | 5,392 |
| Rock | 1 | 893 | 76 | 6 | 1 | 72 | 1,048 |
| Saline | 9 | 3,741 | 2,507 | 122 | 21 | 1,507 | 7,898 |
| Sarpy | 81 | 54,323 | 32,514 | 2,322 | 394 | 33,441 | 122,994 |
| Saunders | 19 | 9,974 | 3,009 | 216 | 43 | 2,886 | 16,128 |
| Scotts Bluff | 29 | 13,338 | 5,083 | 338 | 69 | 5,013 | 23,841 |
| Seward | 16 | 6,899 | 2,235 | 167 | 25 | 2,144 | 11,470 |
| Sheridan | 8 | 2,631 | 452 | 32 | 4 | 506 | 3,625 |
| Sherman | 6 | 1,287 | 557 | 19 | 2 | 208 | 2,073 |
| Sioux | 2 | 717 | 87 | 5 | 1 | 85 | 895 |
| Stanton | 10 | 2,714 | 517 | 35 | 11 | 519 | 3,796 |
| Thayer | 4 | 2,463 | 601 | 26 | 3 | 520 | 3,613 |
| Thomas | 1 | 409 | 42 | 1 | 0 | 50 | 502 |
| Thurston | 6 | 1,354 | 2,162 | 27 | 12 | 696 | 4,251 |
| Valley | 7 | 2,182 | 465 | 14 | 4 | 341 | 3,006 |
| Washington | 15 | 8,881 | 2,798 | 224 | 37 | 3,199 | 15,139 |
| Wayne | 10 | 3,393 | 882 | 83 | 12 | 864 | 5,234 |
| Webster | 5 | 1,573 | 359 | 28 | 1 | 339 | 2,300 |
| Wheeler | 1 | 461 | 76 | 5 | 0 | 50 | 592 |
| York | 12 | 6,613 | 1,521 | 117 | 22 | 1,641 | 9,914 |

Total Voting by Method

| County | At Polls | All Mail Precincts | Provisional | Early Voting | Military & Overseas | Total Voting |
|------------------------|----------------|--------------------|--------------|----------------|---------------------|----------------|
| Statewide Total | 412,213 | 38,525 | 6,025 | 225,416 | 537 | 682,716 |
| Adams | 6,613 | 0 | 40 | 3,880 | 3 | 10,536 |
| Antelope | 2,204 | 0 | 5 | 332 | 0 | 2,541 |
| Arthur | 208 | 0 | 0 | 49 | 0 | 257 |
| Banner | 305 | 0 | 0 | 77 | 0 | 382 |
| Blaine | 165 | 0 | 0 | 46 | 0 | 211 |
| Boone | 0 | 2,681 | 0 | 0 | 1 | 2,682 |
| Box Butte | 2,575 | 0 | 39 | 793 | 1 | 3,408 |
| Boyd | 791 | 0 | 2 | 155 | 0 | 948 |
| Brown | 1,059 | 0 | 5 | 189 | 0 | 1,253 |
| Buffalo | 13,314 | 0 | 116 | 2,861 | 7 | 16,298 |
| Burt | 2,509 | 0 | 16 | 347 | 1 | 2,873 |
| Butler | 3,154 | 0 | 11 | 424 | 1 | 3,590 |
| Cass | 7,653 | 0 | 74 | 3,818 | 19 | 11,564 |
| Cedar | 0 | 4,023 | 0 | 0 | 0 | 4,023 |
| Chase | 1,300 | 0 | 6 | 243 | 0 | 1,549 |
| Cherry | 0 | 2,723 | 8 | 0 | 0 | 2,731 |
| Cheyenne | 2,545 | 0 | 34 | 852 | 0 | 3,431 |
| Clay | 0 | 2,844 | 6 | 0 | 1 | 2,851 |
| Colfax | 2,133 | 0 | 3 | 350 | 1 | 2,487 |
| Cuming | 2,234 | 377 | 14 | 658 | 2 | 3,285 |
| Custer | 3,954 | 0 | 30 | 540 | 0 | 4,524 |
| Dakota | 3,200 | 0 | 25 | 470 | 0 | 3,695 |
| Dawes | 0 | 3,270 | 7 | 5 | 1 | 3,283 |
| Dawson | 4,989 | 0 | 14 | 777 | 0 | 5,780 |
| Deuel | 639 | 0 | 2 | 111 | 0 | 752 |
| Dixon | 0 | 2,383 | 0 | 2 | 1 | 2,386 |
| Dodge | 8,086 | 0 | 65 | 3,553 | 7 | 11,711 |
| Douglas | 93,218 | 0 | 2,419 | 97,850 | 166 | 193,653 |
| Dundy | 667 | 0 | 0 | 119 | 0 | 786 |
| Fillmore | 1,500 | 0 | 10 | 963 | 1 | 2,474 |
| Franklin | 953 | 0 | 0 | 263 | 1 | 1,217 |
| Frontier | 964 | 0 | 2 | 135 | 0 | 1,101 |
| Furnas | 1,767 | 0 | 10 | 140 | 0 | 1,917 |
| Gage | 3,823 | 0 | 44 | 4,342 | 2 | 8,211 |
| Garden | 0 | 933 | 0 | 0 | 0 | 933 |
| Garfield | 709 | 0 | 3 | 88 | 1 | 801 |
| Gosper | 588 | 0 | 2 | 268 | 1 | 859 |
| Grant | 241 | 0 | 0 | 45 | 0 | 286 |
| Greeley | 980 | 0 | 0 | 109 | 0 | 1,089 |
| Hall | 11,510 | 0 | 134 | 3,903 | 15 | 15,562 |
| Hamilton | 1,826 | 1,924 | 11 | 455 | 1 | 4,217 |
| Harlan | 454 | 905 | 0 | 101 | 0 | 1,460 |
| Hayes | 272 | 0 | 0 | 125 | 0 | 397 |
| Hitchcock | 905 | 0 | 3 | 179 | 0 | 1,087 |
| Holt | 3,375 | 0 | 39 | 707 | 0 | 4,121 |
| Hooker | 306 | 0 | 1 | 69 | 0 | 376 |
| Howard | 2,134 | 0 | 0 | 375 | 0 | 2,509 |
| Jefferson | 2,358 | 0 | 9 | 387 | 8 | 2,762 |
| Johnson | 1,466 | 0 | 3 | 207 | 0 | 1,676 |
| Kearney | 2,301 | 0 | 10 | 291 | 0 | 2,602 |
| Keith | 2,500 | 0 | 16 | 447 | 0 | 2,963 |
| Keya Paha | 329 | 0 | 1 | 103 | 0 | 433 |

| County | At Polls | All Mail Precincts | Provisional | Early Voting | Military & Overseas | Total Voting |
|--------------|----------|--------------------|-------------|--------------|---------------------|--------------|
| Kimball | 1,055 | 0 | 11 | 295 | 0 | 1,361 |
| Knox | 0 | 3,909 | 0 | 0 | 0 | 3,909 |
| Lancaster | 65,897 | 0 | 1,775 | 48,144 | 161 | 115,977 |
| Lincoln | 8,584 | 0 | 51 | 3,727 | 10 | 12,372 |
| Logan | 303 | 0 | 0 | 39 | 0 | 342 |
| Loup | 279 | 0 | 0 | 66 | 0 | 345 |
| Madison | 9,052 | 0 | 65 | 2,849 | 7 | 11,973 |
| McPherson | 173 | 0 | 0 | 51 | 0 | 224 |
| Merrick | 0 | 3,424 | 13 | 0 | 0 | 3,437 |
| Morrill | 0 | 2,025 | 0 | 0 | 0 | 2,025 |
| Nance | 960 | 164 | 6 | 205 | 0 | 1,335 |
| Nemaha | 1,970 | 0 | 15 | 416 | 0 | 2,401 |
| Nuckolls | 1,433 | 0 | 0 | 182 | 0 | 1,615 |
| Otoe | 4,805 | 0 | 14 | 1,054 | 4 | 5,877 |
| Pawnee | 894 | 0 | 15 | 204 | 1 | 1,114 |
| Perkins | 665 | 0 | 1 | 468 | 0 | 1,134 |
| Phelps | 2,209 | 1,001 | 13 | 536 | 0 | 3,759 |
| Pierce | 2,495 | 0 | 3 | 447 | 1 | 2,946 |
| Platte | 8,466 | 0 | 55 | 2,789 | 0 | 11,310 |
| Polk | 1,607 | 0 | 9 | 475 | 1 | 2,092 |
| Red Willow | 3,255 | 0 | 31 | 799 | 3 | 4,088 |
| Richardson | 1,995 | 559 | 18 | 476 | 0 | 3,048 |
| Rock | 466 | 0 | 3 | 148 | 0 | 617 |
| Saline | 3,430 | 0 | 3 | 422 | 0 | 3,855 |
| Sarpy | 44,586 | 0 | 489 | 20,129 | 72 | 65,276 |
| Saunders | 8,024 | 0 | 24 | 1,720 | 8 | 9,776 |
| Scotts Bluff | 7,685 | 0 | 64 | 2,299 | 7 | 10,055 |
| Seward | 5,944 | 0 | 38 | 883 | 3 | 6,868 |
| Sheridan | 1,680 | 0 | 7 | 259 | 0 | 1,946 |
| Sherman | 1,121 | 0 | 6 | 162 | 0 | 1,289 |
| Sioux | 479 | 0 | 0 | 74 | 0 | 553 |
| Stanton | 0 | 2,537 | 0 | 0 | 2 | 2,539 |
| Thayer | 955 | 1,118 | 3 | 173 | 3 | 2,252 |
| Thomas | 247 | 0 | 0 | 76 | 0 | 323 |
| Thurston | 1,184 | 0 | 3 | 162 | 0 | 1,349 |
| Valley | 1,611 | 0 | 7 | 250 | 0 | 1,868 |
| Washington | 7,290 | 0 | 15 | 1,660 | 10 | 8,975 |
| Wayne | 1,075 | 1,725 | 16 | 314 | 1 | 3,131 |
| Webster | 1,178 | 0 | 0 | 171 | 0 | 1,349 |
| Wheeler | 265 | 0 | 0 | 102 | 0 | 367 |
| York | 4,120 | 0 | 13 | 987 | 1 | 5,121 |

Federal Offices

Member of the U.S. House of Representatives

Congressional District 1 – Two Year Term

| County | Mike Flood ✓ (Republican) | Patty Pansing Brooks (Democratic) |
|----------------------|------------------------------|--------------------------------------|
| Total | 129,236 | 93,929 |
| Butler | 2,791 | 632 |
| Cass | 7,705 | 3,400 |
| Colfax | 1,919 | 465 |
| Cuming | 2,648 | 496 |
| Dodge | 7,825 | 3,495 |
| Lancaster | 53,563 | 59,965 |
| Madison | 9,677 | 1,951 |
| Platte | 9,200 | 1,766 |
| Polk (3 precincts) | 768 | 187 |
| Sarpy (57 precincts) | 26,072 | 19,541 |
| Seward | 4,936 | 1,703 |
| Stanton | 2,132 | 328 |

Congressional District 2 – Two Year Term

| County | Don Bacon ✓ (Republican) | Tony Vargas (Democratic) |
|----------------------|-----------------------------|-----------------------------|
| Total | 112,663 | 106,807 |
| Douglas | 93,363 | 98,055 |
| Sarpy (24 precincts) | 12,189 | 6,457 |
| Saunders | 7,111 | 2,295 |

Congressional District 3 – Two Year Term (U.S. House of Representatives)

| County | Adrian Smith ✓ (Republican) | David J. Else (Democratic) | Mark Elworth Jr. (Legal Marijuana NOW) |
|------------------|--------------------------------|-------------------------------|---|
| Total | 172,700 | 34,836 | 13,016 |
| Adams | 7,284 | 2,166 | 686 |
| Antelope | 2,119 | 195 | 91 |
| Arthur | 228 | 8 | 7 |
| Banner | 312 | 32 | 13 |
| Blaine | 172 | 17 | 6 |
| Boone | 2,065 | 253 | 127 |
| Box Butte | 2,551 | 543 | 205 |
| Boyd | 796 | 72 | 16 |
| Brown | 1,061 | 88 | 58 |
| Buffalo | 11,766 | 3,100 | 893 |
| Burt | 1,923 | 499 | 228 |
| Cedar | 3,147 | 368 | 178 |
| Chase | 1,334 | 123 | 36 |
| Cherry | 2,133 | 186 | 155 |
| Cheyenne | 2,698 | 402 | 191 |
| Clay | 2,203 | 285 | 166 |
| Custer | 3,698 | 413 | 191 |
| Dakota | 2,499 | 825 | 210 |
| Dawes | 2,268 | 564 | 215 |
| Dawson | 4,449 | 800 | 320 |
| Deuel | 629 | 63 | 41 |
| Dixon | 1,710 | 315 | 117 |
| Dundy | 670 | 51 | 27 |
| Fillmore | 1,875 | 359 | 121 |
| Franklin | 999 | 112 | 62 |
| Frontier | 902 | 98 | 64 |
| Furnas | 1,562 | 186 | 91 |
| Gage | 5,448 | 1,756 | 582 |
| Garden | 714 | 79 | 64 |
| Garfield | 680 | 52 | 26 |
| Gosper | 706 | 84 | 39 |
| Grant | 259 | 10 | 8 |
| Greeley | 840 | 123 | 48 |
| Hall | 10,776 | 3,289 | 943 |
| Hamilton | 3,194 | 540 | 243 |
| Harlan | 1,133 | 169 | 75 |
| Hayes | 356 | 15 | 6 |
| Hitchcock | 881 | 83 | 71 |
| Holt | 3,452 | 336 | 144 |
| Hooker | 319 | 30 | 18 |
| Howard | 1,939 | 323 | 130 |
| Jefferson | 1,985 | 505 | 151 |
| Johnson | 1,161 | 329 | 101 |
| Kearney | 2,058 | 347 | 124 |
| Keith | 2,381 | 344 | 149 |
| Keya Paha | 376 | 28 | 7 |
| Kimball | 1,099 | 139 | 77 |
| Knox | 2,993 | 416 | 170 |
| Lincoln | 9,129 | 1,876 | 793 |
| Logan | 294 | 18 | 12 |
| Loup | 279 | 39 | 11 |
| McPherson | 198 | 15 | 4 |

Congressional District 3 – Two Year Term (Cont.)

| County | Adrian Smith ✓ (Republican) | David J. Else (Democratic) | Mark Elworth Jr. (Legal Marijuana NOW) |
|--------------|--------------------------------|-------------------------------|---|
| Merrick | 2,585 | 365 | 232 |
| Morrill | 1,533 | 212 | 152 |
| Nance | 982 | 190 | 76 |
| Nemaha | 1,728 | 406 | 171 |
| Nuckolls | 1,325 | 179 | 54 |
| Otoe | 4,016 | 1,199 | 408 |
| Pawnee | 834 | 160 | 63 |
| Perkins | 960 | 97 | 47 |
| Phelps | 3,038 | 409 | 152 |
| Pierce | 2,491 | 200 | 129 |
| Polk | 891 | 134 | 33 |
| Red Willow | 3,304 | 422 | 220 |
| Richardson | 2,103 | 507 | 233 |
| Rock | 526 | 44 | 11 |
| Saline | 2,514 | 912 | 247 |
| Scotts Bluff | 7,016 | 1,883 | 795 |
| Sheridan | 1,595 | 172 | 86 |
| Sherman | 938 | 199 | 60 |
| Sioux | 478 | 46 | 18 |
| Thayer | 1,757 | 298 | 82 |
| Thomas | 265 | 28 | 10 |
| Thurston | 787 | 321 | 124 |
| Valley | 1,501 | 214 | 82 |
| Washington | 6,220 | 1,741 | 557 |
| Wayne | 2,250 | 537 | 157 |
| Webster | 1,073 | 159 | 57 |
| Wheeler | 312 | 27 | 9 |
| York | 3,975 | 707 | 240 |

Statewide Constitutional Offices

Governor and Lieutenant Governor

| County | Jim Pillen ✓ & Joe Kelly ✓ (Republican) | Carol Blood & Al Davis (Democratic) | Scott Zimmerman & Jason Blumenthal (Libertarian) | Write-In Scatterings |
|--------------|---|---|--|-------------------------|
| Total | 398,334 | 242,006 | 26,455 | 5,798 |
| Adams | 6,973 | 2,821 | 460 | 149 |
| Antelope | 2,026 | 241 | 80 | 135 |
| Arthur | 220 | 13 | 11 | 6 |
| Banner | 316 | 29 | 20 | 4 |
| Blaine | 169 | 23 | 12 | 2 |
| Boone | 2,026 | 393 | 157 | 23 |
| Box Butte | 2,462 | 761 | 122 | 24 |
| Boyd | 739 | 99 | 40 | 26 |
| Brown | 938 | 159 | 57 | 62 |
| Buffalo | 11,233 | 3,946 | 718 | 152 |
| Burt | 2,030 | 638 | 122 | 17 |
| Butler | 2,773 | 585 | 134 | 41 |
| Cass | 7,462 | 3,317 | 557 | 69 |
| Cedar | 3,107 | 466 | 165 | 122 |
| Chase | 1,296 | 176 | 53 | 6 |
| Cherry | 1,984 | 240 | 145 | 183 |
| Cheyenne | 2,688 | 456 | 169 | 31 |
| Clay | 2,175 | 405 | 134 | 48 |
| Colfax | 1,892 | 445 | 76 | 17 |
| Cuming | 2,589 | 509 | 96 | 16 |
| Custer | 3,562 | 561 | 203 | 84 |
| Dakota | 2,525 | 931 | 147 | 5 |
| Dawes | 2,158 | 821 | 120 | 99 |
| Dawson | 4,303 | 1,035 | 280 | 21 |
| Deuel | 612 | 76 | 43 | 2 |
| Dixon | 1,710 | 406 | 93 | 45 |
| Dodge | 7,682 | 3,302 | 531 | 51 |
| Douglas | 87,136 | 96,628 | 6,982 | 746 |
| Dundy | 650 | 75 | 28 | 9 |
| Fillmore | 1,859 | 491 | 78 | 2 |
| Franklin | 976 | 159 | 51 | 7 |
| Frontier | 895 | 142 | 40 | 6 |
| Furnas | 1,524 | 241 | 94 | 19 |
| Gage | 5,317 | 2,357 | 317 | 41 |
| Garden | 736 | 109 | 36 | 13 |
| Garfield | 628 | 80 | 18 | 47 |
| Gosper | 676 | 127 | 31 | 8 |
| Grant | 253 | 18 | 8 | 3 |
| Greeley | 766 | 194 | 51 | 33 |
| Hall | 10,223 | 4,145 | 799 | 131 |
| Hamilton | 3,128 | 757 | 183 | 57 |
| Harlan | 1,109 | 234 | 74 | 6 |
| Hayes | 341 | 23 | 23 | 7 |
| Hitchcock | 844 | 120 | 50 | 52 |
| Holt | 3,125 | 431 | 194 | 232 |
| Hooker | 300 | 62 | 11 | 2 |

Governor (Cont.)

| County | Jim Pillen ✓ & Joe Kelly ✓ (Republican) | Carol Blood & Al Davis (Democratic) | Scott Zimmerman & Jason Blumenthal (Libertarian) | Write-In Scatterings |
|--------------|---|---|--|-------------------------|
| Howard | 1,853 | 442 | 127 | 34 |
| Jefferson | 1,916 | 634 | 115 | 24 |
| Johnson | 1,061 | 467 | 87 | 16 |
| Kearney | 1,981 | 448 | 107 | 36 |
| Keith | 2,337 | 456 | 98 | 27 |
| Keya Paha | 318 | 37 | 23 | 42 |
| Kimball | 1,115 | 158 | 60 | 2 |
| Knox | 2,922 | 586 | 140 | 73 |
| Lancaster | 52,769 | 57,424 | 3,808 | 857 |
| Lincoln | 9,029 | 2,481 | 542 | 99 |
| Logan | 290 | 22 | 12 | 13 |
| Loup | 255 | 48 | 21 | 15 |
| Madison | 9,108 | 2,035 | 474 | 116 |
| McPherson | 188 | 24 | 9 | 2 |
| Merrick | 2,629 | 516 | 157 | 45 |
| Morrill | 1,543 | 255 | 125 | 40 |
| Nance | 923 | 260 | 68 | 30 |
| Nemaha | 1,655 | 571 | 109 | 12 |
| Nuckolls | 1,276 | 234 | 48 | 35 |
| Otoe | 3,920 | 1,593 | 238 | 46 |
| Pawnee | 817 | 224 | 40 | 2 |
| Perkins | 918 | 135 | 45 | 15 |
| Phelps | 3,012 | 509 | 154 | 19 |
| Pierce | 2,463 | 288 | 100 | 41 |
| Platte | 9,103 | 1,695 | 308 | 53 |
| Polk | 1,658 | 321 | 73 | 12 |
| Red Willow | 3,174 | 608 | 204 | 20 |
| Richardson | 1,987 | 766 | 165 | 53 |
| Rock | 504 | 63 | 18 | 19 |
| Saline | 2,388 | 1,188 | 179 | 32 |
| Sarpy | 35,821 | 26,039 | 2,576 | 358 |
| Saunders | 6,842 | 2,316 | 448 | 52 |
| Scotts Bluff | 7,125 | 2,259 | 432 | 70 |
| Seward | 4,921 | 1,556 | 244 | 39 |
| Sheridan | 1,349 | 226 | 103 | 199 |
| Sherman | 896 | 246 | 78 | 30 |
| Sioux | 427 | 56 | 18 | 33 |
| Stanton | 1,967 | 340 | 134 | 26 |
| Thayer | 1,707 | 373 | 80 | 32 |
| Thomas | 265 | 29 | 12 | 12 |
| Thurston | 824 | 424 | 42 | 4 |
| Valley | 1,414 | 278 | 78 | 40 |
| Washington | 6,244 | 2,227 | 332 | 50 |
| Wayne | 2,215 | 685 | 123 | 30 |
| Webster | 1,021 | 207 | 55 | 30 |
| Wheeler | 227 | 39 | 14 | 73 |
| York | 3,821 | 971 | 219 | 29 |

Secretary of State

| County | Bob Evnen ✓ (Republican) |
|-----------|-----------------------------|
| Total | 500,342 |
| Adams | 7,988 |
| Antelope | 2,038 |
| Arthur | 225 |
| Banner | 342 |
| Blaine | 173 |
| Boone | 2,094 |
| Box Butte | 2,860 |
| Boyd | 723 |
| Brown | 1,090 |
| Buffalo | 12,936 |
| Burt | 2,250 |
| Butler | 2,796 |
| Cass | 8,842 |
| Cedar | 3,349 |
| Chase | 1,346 |
| Cherry | 2,176 |
| Cheyenne | 2,816 |
| Clay | 2,280 |
| Colfax | 2,008 |
| Cuming | 2,752 |
| Custer | 3,773 |
| Dakota | 3,040 |
| Dawes | 2,475 |
| Dawson | 4,811 |
| Deuel | 650 |
| Dixon | 1,929 |
| Dodge | 9,283 |
| Douglas | 128,128 |
| Dundy | 681 |
| Fillmore | 1,981 |
| Franklin | 1,043 |
| Frontier | 937 |
| Furnas | 1,657 |
| Gage | 6,368 |
| Garden | 785 |
| Garfield | 655 |
| Gosper | 743 |
| Grant | 250 |
| Greeley | 762 |
| Hall | 12,127 |
| Hamilton | 3,346 |
| Harlan | 1,215 |
| Hayes | 346 |
| Hitchcock | 922 |
| Holt | 3,411 |
| Hooker | 331 |

| County | Bob Evnen ✓ (Republican) |
|--------------|-----------------------------|
| Howard | 2,009 |
| Jefferson | 2,243 |
| Johnson | 1,326 |
| Kearney | 2,239 |
| Keith | 2,559 |
| Keya Paha | 358 |
| Kimball | 1,191 |
| Knox | 3,104 |
| Lancaster | 76,022 |
| Lincoln | 10,158 |
| Logan | 299 |
| Loup | 278 |
| Madison | 9,913 |
| McPherson | 197 |
| Merrick | 2,749 |
| Morrill | 1,668 |
| Nance | 980 |
| Nemaha | 1,951 |
| Nuckolls | 1,352 |
| Otoe | 4,758 |
| Pawnee | 887 |
| Perkins | 990 |
| Phelps | 3,224 |
| Pierce | 2,528 |
| Platte | 9,376 |
| Polk | 1,749 |
| Red Willow | 3,505 |
| Richardson | 2,487 |
| Rock | 514 |
| Saline | 2,947 |
| Sarpy | 47,556 |
| Saunders | 7,760 |
| Scotts Bluff | 8,318 |
| Seward | 5,508 |
| Sheridan | 1,683 |
| Sherman | 978 |
| Sioux | 454 |
| Stanton | 2,110 |
| Thayer | 1,794 |
| Thomas | 280 |
| Thurston | 939 |
| Valley | 1,464 |
| Washington | 7,097 |
| Wayne | 2,542 |
| Webster | 1,094 |
| Wheeler | 283 |
| York | 4,188 |

State Treasurer

| County | John Murante ✓ (Republican) | Katrina Tomsen (Libertarian) |
|-----------|--------------------------------|---------------------------------|
| Total | 431,193 | 165,951 |
| Adams | 7,383 | 1,970 |
| Antelope | 2,022 | 247 |
| Arthur | 205 | 20 |
| Banner | 314 | 33 |
| Blaine | 161 | 24 |
| Boone | 1,992 | 305 |
| Box Butte | 2,545 | 629 |
| Boyd | 711 | 83 |
| Brown | 1,042 | 135 |
| Buffalo | 11,873 | 2,842 |
| Burt | 2,008 | 507 |
| Butler | 2,653 | 472 |
| Cass | 7,710 | 2,650 |
| Cedar | 3,156 | 421 |
| Chase | 1,294 | 124 |
| Cherry | 2,075 | 291 |
| Cheyenne | 2,626 | 507 |
| Clay | 2,152 | 375 |
| Colfax | 1,805 | 376 |
| Cuming | 2,521 | 407 |
| Custer | 3,549 | 521 |
| Dakota | 2,628 | 750 |
| Dawes | 2,305 | 611 |
| Dawson | 4,393 | 906 |
| Deuel | 606 | 97 |
| Dixon | 1,755 | 340 |
| Dodge | 7,991 | 2,620 |
| Douglas | 101,565 | 63,235 |
| Dundy | 632 | 76 |
| Fillmore | 1,817 | 393 |
| Franklin | 979 | 150 |
| Frontier | 888 | 117 |
| Furnas | 1,547 | 231 |
| Gage | 5,607 | 1,647 |
| Garden | 740 | 105 |
| Garfield | 636 | 66 |
| Gosper | 708 | 79 |
| Grant | 243 | 15 |
| Greeley | 732 | 124 |
| Hall | 10,911 | 3,054 |
| Hamilton | 3,161 | 615 |
| Harlan | 1,158 | 160 |
| Hayes | 343 | 17 |
| Hitchcock | 873 | 111 |
| Holt | 3,298 | 408 |
| Hooker | 309 | 38 |

| County | John Murante ✓ (Republican) | Katrina Tomsen (Libertarian) |
|--------------|--------------------------------|---------------------------------|
| Howard | 1,873 | 377 |
| Jefferson | 2,003 | 489 |
| Johnson | 1,136 | 330 |
| Kearney | 2,014 | 451 |
| Keith | 2,398 | 355 |
| Keya Paha | 345 | 38 |
| Kimball | 1,104 | 173 |
| Knox | 2,906 | 487 |
| Lancaster | 62,219 | 34,966 |
| Lincoln | 9,222 | 2,108 |
| Logan | 285 | 29 |
| Loup | 270 | 41 |
| Madison | 9,193 | 1,704 |
| McPherson | 200 | 10 |
| Merrick | 2,584 | 439 |
| Morrill | 1,544 | 302 |
| Nance | 919 | 188 |
| Nemaha | 1,713 | 462 |
| Nuckolls | 1,293 | 194 |
| Otoe | 4,198 | 1,156 |
| Pawnee | 835 | 156 |
| Perkins | 951 | 112 |
| Phelps | 3,074 | 396 |
| Pierce | 2,397 | 285 |
| Platte | 8,730 | 1,508 |
| Polk | 1,658 | 254 |
| Red Willow | 3,246 | 530 |
| Richardson | 2,168 | 566 |
| Rock | 499 | 53 |
| Saline | 2,542 | 870 |
| Sarpy | 39,772 | 18,260 |
| Saunders | 6,854 | 1,907 |
| Scotts Bluff | 7,316 | 1,937 |
| Seward | 5,011 | 1,140 |
| Sheridan | 1,565 | 240 |
| Sherman | 920 | 198 |
| Sioux | 444 | 54 |
| Stanton | 2,009 | 300 |
| Thayer | 1,713 | 295 |
| Thomas | 271 | 27 |
| Thurston | 809 | 321 |
| Valley | 1,414 | 249 |
| Washington | 6,407 | 1,654 |
| Wayne | 2,323 | 467 |
| Webster | 1,042 | 184 |
| Wheeler | 287 | 32 |
| York | 3,895 | 753 |

Attorney General

| County | Mike Hilgers ✓ (Republican) | Larry Bolinger (Legal Marijuana NOW) |
|--------------|--------------------------------|---|
| Total | 434,671 | 188,649 |
| Adams | 7,621 | 1,933 |
| Antelope | 2,083 | 226 |
| Arthur | 209 | 23 |
| Banner | 323 | 30 |
| Blaine | 172 | 18 |
| Boone | 2,072 | 263 |
| Box Butte | 2,707 | 509 |
| Boyd | 770 | 53 |
| Brown | 1,079 | 109 |
| Buffalo | 12,301 | 2,688 |
| Burt | 2,008 | 563 |
| Butler | 2,755 | 513 |
| Cass | 7,567 | 3,153 |
| Cedar | 3,227 | 401 |
| Chase | 1,317 | 109 |
| Cherry | 2,158 | 261 |
| Cheyenne | 2,696 | 508 |
| Clay | 2,220 | 360 |
| Colfax | 1,851 | 360 |
| Cuming | 2,610 | 394 |
| Custer | 3,718 | 406 |
| Dakota | 2,687 | 693 |
| Dawes | 2,396 | 610 |
| Dawson | 4,555 | 795 |
| Deuel | 629 | 87 |
| Dixon | 1,825 | 302 |
| Dodge | 7,995 | 2,863 |
| Douglas | 98,023 | 77,361 |
| Dundy | 653 | 68 |
| Fillmore | 1,888 | 350 |
| Franklin | 997 | 139 |
| Frontier | 906 | 115 |
| Furnas | 1,569 | 210 |
| Gage | 5,817 | 1,648 |
| Garden | 731 | 120 |
| Garfield | 669 | 53 |
| Gosper | 728 | 74 |
| Grant | 255 | 14 |
| Greeley | 762 | 111 |
| Hall | 11,363 | 2,853 |
| Hamilton | 3,320 | 545 |
| Harlan | 1,176 | 149 |
| Hayes | 355 | 18 |
| Hitchcock | 885 | 130 |
| Holt | 3,460 | 338 |
| Hooker | 319 | 29 |

| County | Mike Hilgers ✓ (Republican) | Larry Bolinger (Legal Marijuana NOW) |
|--------------|--------------------------------|---|
| Howard | 1,930 | 342 |
| Jefferson | 2,080 | 468 |
| Johnson | 1,187 | 309 |
| Kearney | 2,124 | 335 |
| Keith | 2,443 | 358 |
| Keya Paha | 374 | 15 |
| Kimball | 1,091 | 197 |
| Knox | 3,008 | 437 |
| Lancaster | 63,375 | 41,372 |
| Lincoln | 9,466 | 2,053 |
| Logan | 300 | 20 |
| Loup | 275 | 41 |
| Madison | 9,253 | 1,893 |
| McPherson | 209 | 6 |
| Merrick | 2,646 | 459 |
| Morrill | 1,578 | 284 |
| Nance | 947 | 212 |
| Nemaha | 1,757 | 461 |
| Nuckolls | 1,315 | 182 |
| Otoe | 4,271 | 1,198 |
| Pawnee | 844 | 172 |
| Perkins | 949 | 122 |
| Phelps | 3,165 | 373 |
| Pierce | 2,458 | 280 |
| Platte | 8,846 | 1,626 |
| Polk | 1,703 | 242 |
| Red Willow | 3,321 | 516 |
| Richardson | 2,194 | 589 |
| Rock | 541 | 37 |
| Saline | 2,673 | 795 |
| Sarpy | 39,395 | 20,814 |
| Saunders | 6,903 | 2,188 |
| Scotts Bluff | 7,533 | 1,962 |
| Seward | 5,272 | 1,079 |
| Sheridan | 1,631 | 203 |
| Sherman | 961 | 167 |
| Sioux | 469 | 42 |
| Stanton | 2,010 | 342 |
| Thayer | 1,787 | 292 |
| Thomas | 287 | 17 |
| Thurston | 832 | 351 |
| Valley | 1,509 | 190 |
| Washington | 6,488 | 1,716 |
| Wayne | 2,390 | 469 |
| Webster | 1,079 | 159 |
| Wheeler | 306 | 23 |
| York | 4,069 | 686 |

Auditor of Public Accounts

| County | Mike Foley ✓ (Republican) | Gene Siadek (Libertarian) | L. Leroy Lopez (Legal Marijuana NOW) |
|--------------|------------------------------|------------------------------|---|
| Total | 429,169 | 76,223 | 120,987 |
| Adams | 7,553 | 1,047 | 1,121 |
| Antelope | 2,096 | 139 | 115 |
| Arthur | 210 | 7 | 12 |
| Banner | 315 | 23 | 15 |
| Blaine | 172 | 10 | 11 |
| Boone | 2,053 | 157 | 157 |
| Box Butte | 2,556 | 299 | 339 |
| Boyd | 755 | 45 | 27 |
| Brown | 1,053 | 59 | 65 |
| Buffalo | 11,886 | 1,644 | 1,527 |
| Burt | 2,007 | 240 | 338 |
| Butler | 2,758 | 235 | 296 |
| Cass | 7,593 | 1,124 | 2,009 |
| Cedar | 3,183 | 222 | 234 |
| Chase | 1,308 | 71 | 48 |
| Cherry | 2,105 | 113 | 202 |
| Cheyenne | 2,610 | 275 | 283 |
| Clay | 2,167 | 203 | 233 |
| Colfax | 1,883 | 173 | 192 |
| Cuming | 2,597 | 189 | 229 |
| Custer | 3,753 | 255 | 220 |
| Dakota | 2,667 | 376 | 363 |
| Dawes | 2,288 | 334 | 407 |
| Dawson | 4,540 | 435 | 436 |
| Deuel | 605 | 50 | 52 |
| Dixon | 1,783 | 174 | 180 |
| Dodge | 8,102 | 1,131 | 1,740 |
| Douglas | 97,086 | 26,572 | 51,817 |
| Dundy | 633 | 41 | 42 |
| Fillmore | 1,888 | 215 | 180 |
| Franklin | 987 | 65 | 83 |
| Frontier | 912 | 54 | 66 |
| Furnas | 1,558 | 136 | 120 |
| Gage | 5,596 | 836 | 1,116 |
| Garden | 725 | 57 | 76 |
| Garfield | 669 | 28 | 31 |
| Gosper | 716 | 39 | 58 |
| Grant | 251 | 8 | 8 |
| Greeley | 805 | 51 | 57 |
| Hall | 11,237 | 1,648 | 1,580 |
| Hamilton | 3,264 | 326 | 311 |
| Harlan | 1,158 | 89 | 92 |
| Hayes | 348 | 17 | 13 |
| Hitchcock | 874 | 58 | 77 |
| Holt | 3,370 | 275 | 182 |
| Hooker | 312 | 14 | 21 |
| Howard | 1,909 | 221 | 186 |
| Jefferson | 2,048 | 229 | 280 |
| Johnson | 1,193 | 157 | 165 |
| Kearney | 2,084 | 207 | 187 |
| Keith | 2,423 | 181 | 219 |

Auditor of Public Accounts (Cont.)

| County | Mike Foley ✓ (Republican) | Gene Siadek (Libertarian) | L. Leroy Lopez (Legal Marijuana NOW) |
|--------------|------------------------------|------------------------------|---|
| Keya Paha | 368 | 17 | 11 |
| Kimball | 1,083 | 95 | 107 |
| Knox | 2,933 | 260 | 258 |
| Lancaster | 61,976 | 15,866 | 27,171 |
| Lincoln | 9,448 | 983 | 1,218 |
| Logan | 292 | 20 | 7 |
| Loup | 272 | 16 | 24 |
| Madison | 9,340 | 704 | 1,145 |
| McPherson | 208 | 5 | 2 |
| Merrick | 2,608 | 236 | 295 |
| Morrill | 1,526 | 157 | 190 |
| Nance | 952 | 103 | 120 |
| Nemaha | 1,746 | 223 | 259 |
| Nuckolls | 1,314 | 112 | 88 |
| Otoe | 4,254 | 589 | 665 |
| Pawnee | 847 | 79 | 97 |
| Perkins | 949 | 60 | 71 |
| Phelps | 3,089 | 241 | 226 |
| Pierce | 2,463 | 141 | 143 |
| Platte | 8,944 | 693 | 991 |
| Polk | 1,693 | 124 | 147 |
| Red Willow | 3,275 | 282 | 304 |
| Richardson | 2,206 | 271 | 337 |
| Rock | 536 | 34 | 9 |
| Saline | 2,593 | 517 | 433 |
| Sarpy | 38,612 | 9,068 | 12,970 |
| Saunders | 6,848 | 934 | 1,320 |
| Scotts Bluff | 7,395 | 864 | 1,251 |
| Seward | 5,220 | 556 | 609 |
| Sheridan | 1,590 | 107 | 129 |
| Sherman | 948 | 106 | 95 |
| Sioux | 450 | 29 | 25 |
| Stanton | 1,988 | 160 | 212 |
| Thayer | 1,768 | 148 | 167 |
| Thomas | 279 | 16 | 10 |
| Thurston | 828 | 98 | 265 |
| Valley | 1,504 | 121 | 90 |
| Washington | 6,449 | 868 | 972 |
| Wayne | 2,371 | 235 | 256 |
| Webster | 1,067 | 90 | 86 |
| Wheeler | 294 | 22 | 14 |
| York | 3,999 | 419 | 380 |

State Offices

Public Service Commissioner

District 4 – Six Year Term

| County | Eric Kamler ✓ (Republican) |
|-----------|-------------------------------|
| Total | 104,862 |
| Adams | 7,760 |
| Antelope | 2,006 |
| Boone | 1,969 |
| Burt | 2,142 |
| Butler | 2,684 |
| Cedar | 3,268 |
| Clay | 2,204 |
| Colfax | 1,930 |
| Cuming | 2,656 |
| Dakota | 2,989 |
| Dixon | 1,865 |
| Dodge | 9,022 |
| Fillmore | 1,550 |
| Hamilton | 3,278 |
| Jefferson | 2,161 |

| County | Eric Kamler ✓ (Republican) |
|------------|-------------------------------|
| Knox | 2,980 |
| Madison | 9,846 |
| Merrick | 2,671 |
| Nance | 941 |
| Nuckolls | 1,312 |
| Pierce | 2,457 |
| Platte | 9,092 |
| Polk | 1,696 |
| Saline | 2,890 |
| Seward | 5,313 |
| Stanton | 2,069 |
| Thayer | 1,703 |
| Thurston | 895 |
| Washington | 6,962 |
| Wayne | 2,483 |
| York | 4,068 |

District 5 – Six Year Term

| County | Kevin Stocker ✓ (Republican) |
|-----------|---------------------------------|
| Total | 102,665 |
| Arthur | 212 |
| Banner | 317 |
| Blaine | 163 |
| Box Butte | 2,789 |
| Boyd | 644 |
| Brown | 1,050 |
| Buffalo | 12,629 |
| Chase | 1,298 |
| Cherry | 2,074 |
| Cheyenne | 2,633 |
| Custer | 3,578 |
| Dawes | 2,454 |
| Dawson | 4,676 |
| Deuel | 640 |
| Dundy | 652 |
| Franklin | 1,000 |
| Frontier | 894 |
| Furnas | 1,637 |
| Garden | 735 |
| Garfield | 614 |
| Gosper | 708 |
| Grant | 241 |
| Greeley | 700 |
| Hall | 11,946 |
| Harlan | 1,141 |

| County | Kevin Stocker ✓ (Republican) |
|--------------|---------------------------------|
| Hayes | 320 |
| Hitchcock | 881 |
| Holt | 3,264 |
| Hooker | 308 |
| Howard | 1,956 |
| Kearney | 2,154 |
| Keith | 2,449 |
| Keya Paha | 338 |
| Kimball | 1,152 |
| Lincoln | 10,000 |
| Logan | 282 |
| Loup | 273 |
| McPherson | 191 |
| Morrill | 1,614 |
| Perkins | 941 |
| Phelps | 3,059 |
| Red Willow | 3,397 |
| Rock | 477 |
| Scotts Bluff | 8,140 |
| Sheridan | 1,670 |
| Sherman | 952 |
| Sioux | 433 |
| Thomas | 265 |
| Valley | 1,412 |
| Webster | 1,054 |
| Wheeler | 258 |

Member of the Legislature

Legislative District 2

| County | Robert Clements ✓ | Sarah J. Slattery |
|--------------|-------------------|-------------------|
| Total | 9,261 | 7,117 |
| Cass | 6,037 | 4,178 |
| Lancaster | 3,224 | 2,939 |

Legislative District 4

| County | Cindy Maxwell-Ostdiek | R. Brad von Gillern ✓ |
|--------------|-----------------------|-----------------------|
| Total | 7,908 | 8,710 |
| Douglas | 7,908 | 8,710 |

Legislative District 6

| County | Christian Mirch | Machaela Cavanaugh ✓ |
|--------------|-----------------|----------------------|
| Total | 6,360 | 7,969 |
| Douglas | 6,360 | 7,969 |

Legislative District 8

| County | Megan Hunt ✓ | Marilyn Arant Asher |
|--------------|--------------|---------------------|
| Total | 9,322 | 4,116 |
| Douglas | 9,322 | 4,116 |

Legislative District 10

| County | Wendy DeBoer ✓ | Lou Ann Goding |
|--------------|----------------|----------------|
| Total | 7,120 | 6,197 |
| Douglas | 7,120 | 6,197 |

Legislative District 12

| County | Robin Richards | Merv Riepe ✓ |
|--------------|----------------|--------------|
| Total | 5,418 | 5,942 |
| Douglas | 5,418 | 5,942 |

Legislative District 14

| County | John Arch ✓ | Cori Villegas |
|--------------|--------------|---------------|
| Total | 7,606 | 4,524 |
| Sarpy | 7,606 | 4,524 |

Legislative District 16

| County | Ben Hansen ✓ | Connie L. Petersen |
|--------------|--------------|--------------------|
| Total | 9,744 | 4,123 |
| Burt | 1,704 | 806 |
| Cuming | 2,158 | 727 |
| Stanton | 453 | 152 |
| Washington | 5,429 | 2,438 |

Legislative District 18

| County | Christy Armendariz ✓ | Michael Young |
|--------------|----------------------|---------------|
| Total | 7,430 | 5,784 |
| Douglas | 7,430 | 5,784 |

Legislative District 20

| County | Stu Dornan | John A. Fredrickson ✓ |
|--------------|------------|-----------------------|
| Total | 8,057 | 8,139 |
| Douglas | 8,057 | 8,139 |

Legislative District 22

| County | Mike Moser ✓ | Roy M. Zach |
|---------|--------------|-------------|
| Total | 9,561 | 2,355 |
| Platte | 8,411 | 2,024 |
| Stanton | 1,150 | 331 |

Legislative District 24

| County | Jana Hughes ✓ | Patrick Hotovy |
|--------|---------------|----------------|
| Total | 7,551 | 6,159 |
| Butler | 239 | 352 |
| Polk | 975 | 901 |
| Seward | 4,377 | 1,999 |
| York | 1,960 | 2,907 |

Legislative District 26

| County | George C. Dungan III ✓ | Russ Barger |
|-----------|------------------------|-------------|
| Total | 5,960 | 5,736 |
| Lancaster | 5,960 | 5,736 |

Legislative District 28

| County | Jane Raybould ✓ | Roy A. Christensen |
|-----------|-----------------|--------------------|
| Total | 7,879 | 3,977 |
| Lancaster | 7,879 | 3,977 |

Legislative District 30

| County | Myron Dorn ✓ |
|-----------|--------------|
| Total | 12,603 |
| Gage | 6,646 |
| Lancaster | 5,957 |

Legislative District 31 – Two Year Term

| County | Tim Royers (By Petition) | Kathleen R. Kauth ✓ (By Petition) |
|---------|-----------------------------|--------------------------------------|
| Total | 7,306 | 8,076 |
| Douglas | 7,306 | 8,076 |

Legislative District 32

| County | Tom Brandt ✓ |
|-----------|--------------|
| Total | 11,253 |
| Fillmore | 1,973 |
| Jefferson | 2,228 |
| Lancaster | 2,342 |
| Saline | 2,947 |
| Thayer | 1,763 |

Legislative District 34

| County | Loren Lippincott ✓ | Michael Reimers |
|----------|--------------------|-----------------|
| Total | 8,788 | 4,199 |
| Hall | 3,233 | 1,972 |
| Hamilton | 2,611 | 1,047 |
| Merrick | 2,229 | 790 |
| Nance | 715 | 390 |

Legislative District 36

| County | Angie Lauritsen | Rick Holdcroft ✓ |
|---------|-----------------|------------------|
| Total | 6,444 | 8,188 |
| Douglas | 1,098 | 907 |
| Sarpy | 5,346 | 7,281 |

Legislative District 38

| County | Tyler R. Cappel | Dave Murman ✓ |
|------------|-----------------|---------------|
| Total | 5,031 | 9,368 |
| Clay | 477 | 2,021 |
| Franklin | 213 | 766 |
| Furnas | 849 | 846 |
| Harlan | 359 | 742 |
| Nuckolls | 233 | 1,173 |
| Phelps | 748 | 1,270 |
| Red Willow | 1,924 | 1,630 |
| Webster | 228 | 920 |

Legislative District 40

| County | Barry DeKay ✓ | Keith F. Kube |
|--------------|---------------|---------------|
| Total | 9,486 | 6,494 |
| Antelope | 1,217 | 1,022 |
| Cedar | 1,852 | 1,751 |
| Dixon | 681 | 834 |
| Holt | 2,629 | 1,195 |
| Knox | 2,550 | 1,085 |
| Pierce | 557 | 607 |

Legislative District 42

| County | Chris Bruns | Mike Jacobson ✓ |
|--------------|-------------|-----------------|
| Total | 6,497 | 6,868 |
| Hooker | 146 | 196 |
| Lincoln | 5,705 | 6,074 |
| Logan | 169 | 152 |
| McPherson | 104 | 107 |
| Perkins | 218 | 198 |
| Thomas | 155 | 141 |

Legislative District 44

| County | Teresa J. Ibach ✓ |
|--------------|-------------------|
| Total | 9,708 |
| Chase | 1,215 |
| Dawson | 4,666 |
| Dundy | 616 |
| Frontier | 845 |
| Gosper | 695 |
| Hayes | 314 |
| Hitchcock | 840 |
| Perkins | 517 |

Legislative District 46

| County | James Michael Bowers | Danielle Conrad ✓ |
|--------------|----------------------|-------------------|
| Total | 2,965 | 3,146 |
| Lancaster | 2,965 | 3,146 |

Legislative District 48

| County | Don L. Lease II | Brian Hardin ✓ |
|--------------|-----------------|----------------|
| Total | 5,071 | 5,526 |
| Banner | 213 | 143 |
| Kimball | 762 | 444 |
| Scotts Bluff | 4,096 | 4,939 |

Member of the State Board of Education

District 5

| County | Kirk Penner ✓ | Helen Raikes |
|------------|---------------|--------------|
| Total | 43,050 | 35,631 |
| Butler | 1,714 | 1,134 |
| Clay | 1,558 | 701 |
| Fillmore | 1,148 | 724 |
| Franklin | 597 | 356 |
| Gage | 3,644 | 2,976 |
| Hamilton | 2,917 | 1,002 |
| Jefferson | 1,378 | 837 |
| Lancaster | 12,600 | 15,411 |
| Nuckolls | 848 | 413 |
| Pawnee | 463 | 367 |
| Polk | 1,137 | 531 |
| Richardson | 1,251 | 1,231 |
| Saline | 1,643 | 1,424 |
| Saunders | 4,354 | 4,012 |
| Seward | 3,117 | 2,176 |
| Thayer | 1,090 | 630 |
| Webster | 670 | 413 |
| York | 2,921 | 1,293 |

District 6

| County | Sherry Jones ✓ | Danielle Helzer |
|----------|----------------|-----------------|
| Total | 41,463 | 21,196 |
| Adams | 5,343 | 3,410 |
| Antelope | 1,344 | 486 |
| Boone | 1,271 | 543 |
| Buffalo | 8,790 | 4,609 |
| Burt | 1 | 1 |
| Cedar | 2,244 | 802 |
| Cuming | 52 | 19 |
| Dakota | 1,644 | 1,164 |
| Dixon | 1,418 | 547 |
| Greeley | 569 | 208 |
| Hall | 9,010 | 4,695 |
| Howard | 1,384 | 752 |
| Knox | 1,952 | 816 |
| Merrick | 2,038 | 752 |
| Nance | 705 | 244 |
| Pierce | 1,451 | 726 |
| Thurston | 570 | 387 |
| Wayne | 1,458 | 972 |
| Wheeler | 219 | 63 |

District 7

| County | Robin Stevens | Elizabeth Tegtmeier ✓ |
|-----------|---------------|-----------------------|
| Total | 22,195 | 53,088 |
| Arthur | 63 | 141 |
| Banner | 109 | 194 |
| Blaine | 37 | 128 |
| Box Butte | 879 | 1,893 |
| Boyd | 135 | 442 |
| Brown | 289 | 738 |
| Chase | 339 | 912 |
| Cherry | 417 | 1,815 |
| Cheyenne | 821 | 1,769 |
| Custer | 984 | 2,726 |
| Dawes | 933 | 1,725 |
| Dawson | 1,875 | 3,159 |
| Deuel | 190 | 394 |
| Dundy | 268 | 349 |
| Frontier | 277 | 718 |
| Furnas | 476 | 1,118 |
| Garden | 211 | 504 |
| Garfield | 119 | 570 |
| Gosper | 270 | 416 |
| Grant | 63 | 172 |
| Harlan | 243 | 894 |
| Hayes | 46 | 299 |

| County | Robin Stevens | Elizabeth Tegtmeier ✓ |
|--------------|---------------|-----------------------|
| Hitchcock | 225 | 670 |
| Holt | 1,092 | 1,988 |
| Hooker | 93 | 237 |
| Kearney | 629 | 1,506 |
| Keith | 927 | 1,520 |
| Keya Paha | 73 | 273 |
| Kimball | 463 | 602 |
| Lincoln | 3,190 | 7,853 |
| Logan | 61 | 253 |
| Loup | 83 | 190 |
| McPherson | 39 | 153 |
| Morrill | 412 | 1,302 |
| Perkins | 212 | 734 |
| Phelps | 810 | 2,249 |
| Red Willow | 1,098 | 2,299 |
| Rock | 177 | 217 |
| Scotts Bluff | 2,446 | 6,136 |
| Sheridan | 359 | 1,314 |
| Sherman | 295 | 674 |
| Sioux | 110 | 300 |
| Thomas | 36 | 251 |
| Valley | 321 | 1,291 |

District 8

| County | Deborah Neary ✓ | Marni Hodgen |
|---------|-----------------|--------------|
| Total | 41,717 | 38,660 |
| Douglas | 41,717 | 38,660 |

Member of the Board of Regents of the University of Nebraska

District 6 – Six Year Term

| County | Paul R. Kenney ✓ | Julie Hehnke |
|--------------|------------------|---------------|
| Total | 34,705 | 29,420 |
| Adams | 4,334 | 3,587 |
| Antelope | 966 | 719 |
| Boone | 917 | 812 |
| Buffalo | 8,876 | 4,908 |
| Clay | 1,291 | 840 |
| Fillmore | 961 | 751 |
| Franklin | 569 | 388 |
| Hall | 4,901 | 8,157 |
| Hamilton | 1,628 | 1,577 |
| Howard | 913 | 978 |
| Kearney | 1,480 | 700 |
| Knox | 1,364 | 1,149 |
| Merrick | 1,321 | 1,242 |
| Nance | 432 | 407 |
| Nuckolls | 763 | 434 |
| Pierce | 1,229 | 861 |
| Webster | 613 | 390 |
| York | 2,147 | 1,520 |

District 7 – Six Year Term

| County | Matt Williams | Kathy Wilmot ✓ |
|--------------|---------------|----------------|
| Total | 33,121 | 39,539 |
| Arthur | 91 | 97 |
| Banner | 134 | 174 |
| Blaine | 83 | 77 |
| Box Butte | 1,226 | 1,537 |
| Boyd | 211 | 309 |
| Brown | 434 | 577 |
| Chase | 549 | 654 |
| Cherry | 612 | 1,371 |
| Cheyenne | 1,245 | 1,269 |
| Custer | 2,238 | 1,661 |
| Dawes | 1,104 | 1,483 |
| Dawson | 2,914 | 2,314 |
| Deuel | 287 | 281 |
| Dundy | 227 | 386 |
| Frontier | 412 | 525 |
| Furnas | 640 | 1,082 |
| Garden | 301 | 373 |
| Garfield | 180 | 451 |
| Gosper | 434 | 301 |
| Grant | 70 | 159 |
| Greeley | 302 | 384 |
| Harlan | 457 | 707 |

| County | Matt Williams | Kathy Wilmot ✓ |
|--------------|---------------|----------------|
| Hayes | 96 | 239 |
| Hitchcock | 260 | 622 |
| Holt | 1,370 | 1,546 |
| Hooker | 124 | 163 |
| Keith | 1,165 | 1,214 |
| Keya Paha | 113 | 235 |
| Kimball | 560 | 534 |
| Lincoln | 5,317 | 5,088 |
| Logan | 130 | 165 |
| Loup | 103 | 152 |
| McPherson | 76 | 109 |
| Morrill | 580 | 1,048 |
| Perkins | 327 | 572 |
| Phelps | 1,503 | 1,642 |
| Red Willow | 1,272 | 2,198 |
| Rock | 295 | 173 |
| Scotts Bluff | 3,951 | 4,536 |
| Sheridan | 439 | 1,180 |
| Sherman | 415 | 466 |
| Sioux | 138 | 283 |
| Thomas | 107 | 150 |
| Valley | 506 | 922 |
| Wheeler | 123 | 130 |

Judicial Retention

Judge of the Supreme Court

Retention in Office – Six Year Term

Chief Justice of the Supreme Court

Chief Justice Michael G. Heavican

| County | Yes ✓ | No |
|-----------|---------|---------|
| Total | 375,342 | 151,269 |
| Adams | 6,242 | 1,740 |
| Antelope | 1,350 | 520 |
| Arthur | 122 | 56 |
| Banner | 216 | 82 |
| Blaine | 104 | 40 |
| Boone | 1,319 | 450 |
| Box Butte | 2,062 | 683 |
| Boyd | 377 | 216 |
| Brown | 721 | 236 |
| Buffalo | 9,834 | 2,718 |
| Burt | 1,505 | 702 |
| Butler | 2,002 | 650 |
| Cass | 6,004 | 2,729 |
| Cedar | 2,316 | 621 |
| Chase | 869 | 241 |
| Cherry | 1,185 | 588 |
| Cheyenne | 1,919 | 696 |
| Clay | 1,692 | 339 |
| Colfax | 1,716 | 316 |
| Cuming | 1,883 | 558 |
| Custer | 2,499 | 845 |
| Dakota | 2,162 | 832 |
| Dawes | 1,872 | 541 |
| Dawson | 3,574 | 963 |
| Deuel | 427 | 173 |
| Dixon | 1,354 | 434 |
| Dodge | 7,051 | 2,303 |
| Douglas | 95,151 | 52,366 |
| Dundy | 423 | 178 |
| Fillmore | 1,459 | 374 |
| Franklin | 743 | 227 |
| Frontier | 687 | 145 |
| Furnas | 1,178 | 340 |
| Gage | 4,934 | 1,379 |
| Garden | 493 | 189 |
| Garfield | 365 | 166 |
| Gosper | 542 | 122 |
| Grant | 153 | 71 |
| Greeley | 481 | 186 |
| Hall | 10,027 | 2,410 |
| Hamilton | 2,421 | 639 |
| Harlan | 857 | 243 |
| Hayes | 194 | 85 |
| Hitchcock | 576 | 236 |
| Holt | 2,282 | 854 |
| Hooker | 195 | 63 |

| County | Yes ✓ | No |
|--------------|--------|--------|
| Howard | 1,380 | 483 |
| Jefferson | 1,769 | 427 |
| Johnson | 908 | 390 |
| Kearney | 1,626 | 453 |
| Keith | 1,706 | 642 |
| Keya Paha | 203 | 84 |
| Kimball | 827 | 303 |
| Knox | 2,074 | 567 |
| Lancaster | 64,300 | 25,673 |
| Lincoln | 7,643 | 2,443 |
| Logan | 180 | 79 |
| Loup | 170 | 70 |
| Madison | 7,812 | 1,809 |
| McPherson | 96 | 63 |
| Merrick | 1,917 | 530 |
| Morrill | 1,130 | 394 |
| Nance | 636 | 248 |
| Nemaha | 1,451 | 484 |
| Nuckolls | 955 | 259 |
| Otoe | 3,494 | 1,231 |
| Pawnee | 580 | 266 |
| Perkins | 673 | 179 |
| Phelps | 2,410 | 522 |
| Pierce | 1,748 | 514 |
| Platte | 7,213 | 1,594 |
| Polk | 1,161 | 418 |
| Red Willow | 2,467 | 789 |
| Richardson | 1,512 | 968 |
| Rock | 287 | 132 |
| Saline | 2,245 | 791 |
| Sarpy | 36,105 | 16,599 |
| Saunders | 5,357 | 2,137 |
| Scotts Bluff | 6,518 | 1,779 |
| Seward | 3,964 | 1,158 |
| Sheridan | 1,130 | 385 |
| Sherman | 656 | 265 |
| Sioux | 309 | 104 |
| Stanton | 1,528 | 415 |
| Thayer | 1,267 | 387 |
| Thomas | 171 | 49 |
| Thurston | 649 | 376 |
| Valley | 962 | 410 |
| Washington | 4,845 | 2,039 |
| Wayne | 1,835 | 561 |
| Webster | 792 | 251 |
| Wheeler | 170 | 75 |
| York | 2,973 | 929 |

(Judge of the Supreme Court – Continued)

District 3

Judge William B. Cassel

| County | Yes ✓ | No |
|------------|--------|--------|
| Total | 67,276 | 25,648 |
| Antelope | 1,289 | 491 |
| Boone | 1,294 | 454 |
| Boyd | 399 | 207 |
| Burt | 1,468 | 687 |
| Cedar | 2,266 | 625 |
| Cuming | 1,810 | 548 |
| Dakota | 2,182 | 811 |
| Dixon | 1,344 | 409 |
| Dodge | 6,790 | 2,290 |
| Douglas | 21,859 | 10,059 |
| Holt | 2,485 | 779 |
| Knox | 2,023 | 563 |
| Madison | 7,651 | 1,763 |
| Pierce | 1,709 | 508 |
| Sarpy | 3,905 | 2,041 |
| Stanton | 1,523 | 405 |
| Thurston | 623 | 377 |
| Washington | 4,705 | 2,023 |
| Wayne | 1,779 | 540 |
| Wheeler | 172 | 68 |

District 4

Judge Jonathan J. Papik

| County | Yes ✓ | No |
|---------|--------|--------|
| Total | 53,844 | 26,586 |
| Douglas | 22,111 | 12,627 |
| Sarpy | 31,733 | 13,959 |

District 6

Judge John R. Freudenberg

| County | Yes ✓ | No |
|-----------|--------|--------|
| Total | 67,676 | 21,172 |
| Adams | 6,027 | 1,709 |
| Arthur | 108 | 66 |
| Banner | 207 | 86 |
| Blaine | 103 | 39 |
| Box Butte | 2,025 | 698 |
| Brown | 730 | 219 |
| Buffalo | 9,492 | 2,712 |
| Chase | 838 | 248 |
| Cherry | 1,191 | 551 |
| Cheyenne | 1,960 | 664 |
| Custer | 2,449 | 829 |
| Dawes | 1,886 | 544 |
| Dawson | 3,455 | 967 |
| Deuel | 418 | 180 |
| Dundy | 407 | 184 |
| Franklin | 729 | 228 |
| Frontier | 666 | 145 |
| Furnas | 1,155 | 339 |
| Garden | 488 | 190 |
| Garfield | 359 | 150 |
| Gosper | 525 | 126 |
| Grant | 151 | 68 |
| Greeley | 479 | 174 |

| County | Yes ✓ | No |
|--------------|-------|-------|
| Harlan | 848 | 231 |
| Hayes | 187 | 86 |
| Hitchcock | 552 | 240 |
| Hooker | 189 | 65 |
| Howard | 1,356 | 470 |
| Kearney | 1,605 | 462 |
| Keith | 1,671 | 649 |
| Keya Paha | 201 | 79 |
| Kimball | 800 | 292 |
| Lincoln | 7,522 | 2,428 |
| Logan | 207 | 69 |
| Loup | 167 | 65 |
| McPherson | 108 | 55 |
| Morrill | 1,141 | 389 |
| Perkins | 655 | 189 |
| Phelps | 2,318 | 502 |
| Red Willow | 2,312 | 742 |
| Rock | 287 | 127 |
| Scotts Bluff | 6,403 | 1,768 |
| Sheridan | 1,271 | 328 |
| Sherman | 626 | 260 |
| Sioux | 306 | 106 |
| Thomas | 166 | 50 |
| Valley | 930 | 404 |

Judge of the Court of Appeals Retention in Office – Six Year Term

District 1

Judge Riko E. Bishop

| County | Yes ✓ | No |
|------------------|---------------|--------|
| Total | 61,747 | 22,914 |
| Lancaster | 61,747 | 22,914 |

District 3

Judge Francie Riedmann Weis

| County | Yes ✓ | No |
|--------------|---------------|--------|
| Total | 67,427 | 24,217 |
| Antelope | 1,259 | 483 |
| Boone | 1,241 | 441 |
| Boyd | 360 | 212 |
| Burt | 1,472 | 663 |
| Cedar | 2,237 | 622 |
| Cuming | 1,790 | 546 |
| Dakota | 2,156 | 804 |
| Dixon | 1,335 | 394 |
| Dodge | 6,761 | 2,232 |
| Douglas | 22,621 | 9,008 |
| Holt | 2,146 | 835 |
| Knox | 1,970 | 567 |
| Madison | 7,564 | 1,732 |
| Pierce | 1,677 | 519 |
| Sarpy | 4,099 | 1,815 |
| Stanton | 1,502 | 404 |
| Thurston | 622 | 365 |
| Washington | 4,694 | 1,982 |
| Wayne | 1,761 | 520 |
| Wheeler | 160 | 73 |

District 5

Judge Lawrence E. Welch Jr.

| County | Yes ✓ | No |
|--------------|---------------|--------|
| Total | 65,834 | 20,849 |
| Butler | 1,808 | 690 |
| Cass | 6,221 | 2,502 |
| Clay | 1,603 | 319 |
| Colfax | 1,428 | 398 |
| Fillmore | 1,379 | 379 |
| Gage | 4,719 | 1,333 |
| Hall | 9,855 | 2,286 |
| Hamilton | 2,355 | 607 |
| Jefferson | 1,754 | 413 |
| Johnson | 872 | 394 |
| Merrick | 1,809 | 511 |
| Nance | 608 | 228 |
| Nemaha | 1,388 | 490 |
| Nuckolls | 926 | 247 |
| Otoe | 3,358 | 1,229 |
| Pawnee | 529 | 273 |
| Platte | 6,818 | 1,613 |
| Polk | 1,103 | 433 |
| Richardson | 1,474 | 965 |
| Saline | 2,193 | 761 |
| Saunders | 5,085 | 2,155 |
| Seward | 3,789 | 1,126 |
| Thayer | 1,238 | 377 |
| Webster | 771 | 236 |
| York | 2,751 | 884 |

(Judge of the Court of Appeals – Continued)

District 6

Judge Frankie J. Moore

| County | Yes ✓ | No |
|--------------|---------------|---------------|
| Total | 67,245 | 20,237 |
| Adams | 5,991 | 1,612 |
| Arthur | 115 | 56 |
| Banner | 191 | 88 |
| Blaine | 100 | 39 |
| Box Butte | 1,992 | 675 |
| Brown | 720 | 209 |
| Buffalo | 9,376 | 2,539 |
| Chase | 830 | 243 |
| Cherry | 1,158 | 545 |
| Cheyenne | 1,840 | 681 |
| Custer | 2,394 | 810 |
| Dawes | 1,871 | 490 |
| Dawson | 3,462 | 905 |
| Deuel | 425 | 168 |
| Dundy | 409 | 180 |
| Franklin | 724 | 220 |
| Frontier | 673 | 137 |
| Furnas | 1,159 | 324 |
| Garden | 474 | 187 |
| Garfield | 343 | 153 |
| Gosper | 524 | 128 |
| Grant | 139 | 72 |
| Greeley | 468 | 172 |
| Harlan | 828 | 228 |
| Hayes | 189 | 81 |
| Hitchcock | 562 | 229 |
| Hooker | 189 | 64 |
| Howard | 1,344 | 459 |
| Kearney | 1,595 | 427 |
| Keith | 1,696 | 618 |
| Keya Paha | 190 | 81 |
| Kimball | 769 | 306 |
| Lincoln | 7,955 | 2,180 |
| Logan | 184 | 75 |
| Loup | 160 | 65 |
| McPherson | 106 | 58 |
| Morrill | 1,095 | 379 |
| Perkins | 649 | 184 |
| Phelps | 2,269 | 490 |
| Red Willow | 2,299 | 724 |
| Rock | 278 | 125 |
| Scotts Bluff | 6,362 | 1,706 |
| Sheridan | 1,114 | 354 |
| Sherman | 644 | 238 |
| Sioux | 300 | 100 |
| Thomas | 160 | 52 |
| Valley | 930 | 381 |

Judge of the Nebraska Workers' Compensation Court Retention in Office – Six Year Term

Judge John R. Hoffert

| County | Yes ✓ | No |
|-----------|---------|---------|
| Total | 359,645 | 137,196 |
| Adams | 5,972 | 1,581 |
| Antelope | 1,246 | 474 |
| Arthur | 110 | 63 |
| Banner | 185 | 85 |
| Blaine | 95 | 36 |
| Boone | 1,200 | 434 |
| Box Butte | 1,965 | 686 |
| Boyd | 352 | 208 |
| Brown | 702 | 218 |
| Buffalo | 9,074 | 2,549 |
| Burt | 1,418 | 646 |
| Butler | 1,814 | 649 |
| Cass | 5,842 | 2,522 |
| Cedar | 2,191 | 611 |
| Chase | 807 | 253 |
| Cherry | 1,097 | 563 |
| Cheyenne | 1,754 | 709 |
| Clay | 1,563 | 322 |
| Colfax | 1,348 | 424 |
| Cuming | 1,796 | 528 |
| Custer | 2,366 | 800 |
| Dakota | 2,141 | 772 |
| Dawes | 1,817 | 499 |
| Dawson | 3,384 | 918 |
| Deuel | 412 | 165 |
| Dixon | 1,306 | 394 |
| Dodge | 6,748 | 2,223 |
| Douglas | 95,529 | 45,571 |
| Dundy | 387 | 162 |
| Fillmore | 1,355 | 361 |
| Franklin | 700 | 219 |
| Frontier | 656 | 139 |
| Furnas | 1,138 | 335 |
| Gage | 4,586 | 1,316 |
| Garden | 441 | 183 |
| Garfield | 335 | 154 |
| Gosper | 502 | 119 |
| Grant | 144 | 70 |
| Greeley | 463 | 178 |
| Hall | 9,543 | 2,323 |
| Hamilton | 2,211 | 605 |
| Harlan | 812 | 232 |
| Hayes | 182 | 81 |
| Hitchcock | 557 | 228 |
| Holt | 2,081 | 788 |
| Hooker | 168 | 66 |

| County | Yes ✓ | No |
|--------------|--------|--------|
| Howard | 1,326 | 463 |
| Jefferson | 1,633 | 386 |
| Johnson | 844 | 382 |
| Kearney | 1,534 | 431 |
| Keith | 1,639 | 602 |
| Keya Paha | 191 | 79 |
| Kimball | 761 | 303 |
| Knox | 1,934 | 552 |
| Lancaster | 59,422 | 22,537 |
| Lincoln | 7,255 | 2,282 |
| Logan | 163 | 77 |
| Loup | 161 | 64 |
| Madison | 7,508 | 1,685 |
| McPherson | 97 | 56 |
| Merrick | 1,755 | 492 |
| Morrill | 1,072 | 382 |
| Nance | 597 | 212 |
| Nemaha | 1,377 | 480 |
| Nuckolls | 883 | 235 |
| Otoe | 3,299 | 1,202 |
| Pawnee | 519 | 255 |
| Perkins | 632 | 180 |
| Phelps | 2,230 | 485 |
| Pierce | 1,703 | 476 |
| Platte | 6,778 | 1,575 |
| Polk | 1,077 | 427 |
| Red Willow | 2,255 | 717 |
| Richardson | 1,460 | 943 |
| Rock | 275 | 121 |
| Saline | 2,150 | 701 |
| Sarpy | 35,432 | 15,107 |
| Saunders | 5,057 | 2,122 |
| Scotts Bluff | 6,272 | 1,727 |
| Seward | 3,704 | 1,129 |
| Sheridan | 1,073 | 368 |
| Sherman | 630 | 225 |
| Sioux | 273 | 113 |
| Stanton | 1,445 | 381 |
| Thayer | 1,188 | 372 |
| Thomas | 143 | 47 |
| Thurston | 628 | 347 |
| Valley | 900 | 385 |
| Washington | 4,690 | 1,948 |
| Wayne | 1,721 | 511 |
| Webster | 736 | 233 |
| Wheeler | 154 | 73 |
| York | 2,574 | 864 |

(Judge of the Nebraska Workers' Compensation Court – Continued)

Judge James R. Coe

| County | Yes ✓ | No |
|--------------|----------------|---------|
| Total | 349,105 | 149,416 |
| Adams | 5,942 | 1,653 |
| Antelope | 1,243 | 483 |
| Arthur | 117 | 56 |
| Banner | 188 | 86 |
| Blaine | 93 | 36 |
| Boone | 1,172 | 462 |
| Box Butte | 1,972 | 689 |
| Boyd | 352 | 208 |
| Brown | 695 | 228 |
| Buffalo | 9,051 | 2,627 |
| Burt | 1,441 | 652 |
| Butler | 1,787 | 673 |
| Cass | 5,712 | 2,674 |
| Cedar | 2,150 | 653 |
| Chase | 813 | 245 |
| Cherry | 1,070 | 590 |
| Cheyenne | 1,749 | 715 |
| Clay | 1,533 | 338 |
| Colfax | 1,367 | 413 |
| Cuming | 1,801 | 532 |
| Custer | 2,354 | 823 |
| Dakota | 2,134 | 788 |
| Dawes | 1,817 | 525 |
| Dawson | 3,384 | 920 |
| Deuel | 415 | 173 |
| Dixon | 1,268 | 432 |
| Dodge | 6,702 | 2,233 |
| Douglas | 88,712 | 52,159 |
| Dundy | 386 | 168 |
| Fillmore | 1,315 | 359 |
| Franklin | 703 | 227 |
| Frontier | 656 | 139 |
| Furnas | 1,146 | 325 |
| Gage | 4,613 | 1,319 |
| Garden | 447 | 183 |
| Garfield | 334 | 151 |
| Gosper | 508 | 117 |
| Grant | 140 | 70 |
| Greeley | 455 | 178 |
| Hall | 9,640 | 2,383 |
| Hamilton | 2,181 | 655 |
| Harlan | 810 | 231 |
| Hayes | 171 | 90 |
| Hitchcock | 553 | 231 |
| Holt | 2,088 | 800 |
| Hooker | 172 | 62 |

| County | Yes ✓ | No |
|--------------|--------|--------|
| Howard | 1,329 | 472 |
| Jefferson | 1,674 | 385 |
| Johnson | 843 | 390 |
| Kearney | 1,530 | 443 |
| Keith | 1,650 | 640 |
| Keya Paha | 185 | 81 |
| Kimball | 773 | 295 |
| Knox | 1,908 | 581 |
| Lancaster | 57,688 | 25,347 |
| Lincoln | 7,313 | 2,271 |
| Logan | 174 | 74 |
| Loup | 159 | 63 |
| Madison | 7,463 | 1,730 |
| McPherson | 95 | 58 |
| Merrick | 1,710 | 544 |
| Morrill | 1,054 | 403 |
| Nance | 603 | 228 |
| Nemaha | 1,358 | 497 |
| Nuckolls | 889 | 241 |
| Otoe | 3,265 | 1,237 |
| Pawnee | 519 | 264 |
| Perkins | 617 | 196 |
| Phelps | 2,250 | 485 |
| Pierce | 1,684 | 495 |
| Platte | 6,675 | 1,640 |
| Polk | 1,083 | 436 |
| Red Willow | 2,224 | 747 |
| Richardson | 1,455 | 956 |
| Rock | 273 | 122 |
| Saline | 2,186 | 705 |
| Sarpy | 34,232 | 16,456 |
| Saunders | 4,923 | 2,213 |
| Scotts Bluff | 6,275 | 1,743 |
| Seward | 3,664 | 1,156 |
| Sheridan | 1,078 | 369 |
| Sherman | 646 | 225 |
| Sioux | 276 | 112 |
| Stanton | 1,446 | 386 |
| Thayer | 1,173 | 387 |
| Thomas | 142 | 49 |
| Thurston | 618 | 348 |
| Valley | 879 | 422 |
| Washington | 4,594 | 2,029 |
| Wayne | 1,714 | 519 |
| Webster | 731 | 244 |
| Wheeler | 160 | 74 |
| York | 2,573 | 904 |

(Judge of the Nebraska Workers' Compensation Court – Continued)

Judge Daniel R. Fridrich

| County | Yes ✓ | No |
|--------------|----------------|---------|
| Total | 364,809 | 137,277 |
| Adams | 5,975 | 1,611 |
| Antelope | 1,269 | 459 |
| Arthur | 111 | 60 |
| Banner | 193 | 86 |
| Blaine | 94 | 39 |
| Boone | 1,220 | 432 |
| Box Butte | 1,987 | 684 |
| Boyd | 363 | 212 |
| Brown | 722 | 207 |
| Buffalo | 9,173 | 2,574 |
| Burt | 1,469 | 664 |
| Butler | 1,822 | 652 |
| Cass | 5,900 | 2,512 |
| Cedar | 2,193 | 620 |
| Chase | 819 | 249 |
| Cherry | 1,116 | 558 |
| Cheyenne | 1,807 | 680 |
| Clay | 1,560 | 324 |
| Colfax | 1,375 | 418 |
| Cuming | 1,784 | 542 |
| Custer | 2,363 | 825 |
| Dakota | 2,142 | 793 |
| Dawes | 1,858 | 499 |
| Dawson | 3,416 | 900 |
| Deuel | 418 | 176 |
| Dixon | 1,306 | 389 |
| Dodge | 6,691 | 2,204 |
| Douglas | 97,388 | 45,144 |
| Dundy | 392 | 169 |
| Fillmore | 1,287 | 365 |
| Franklin | 715 | 227 |
| Frontier | 654 | 141 |
| Furnas | 1,157 | 336 |
| Gage | 4,712 | 1,328 |
| Garden | 464 | 182 |
| Garfield | 337 | 155 |
| Gosper | 521 | 119 |
| Grant | 136 | 75 |
| Greeley | 462 | 177 |
| Hall | 9,657 | 2,307 |
| Hamilton | 2,267 | 612 |
| Harlan | 831 | 219 |
| Hayes | 173 | 86 |
| Hitchcock | 559 | 225 |
| Holt | 2,147 | 766 |
| Hooker | 177 | 61 |

| County | Yes ✓ | No |
|--------------|--------|--------|
| Howard | 1,334 | 468 |
| Jefferson | 1,707 | 369 |
| Johnson | 846 | 392 |
| Kearney | 1,542 | 442 |
| Keith | 1,656 | 617 |
| Keya Paha | 191 | 75 |
| Kimball | 776 | 292 |
| Knox | 1,947 | 555 |
| Lancaster | 60,767 | 23,046 |
| Lincoln | 7,453 | 2,292 |
| Logan | 168 | 77 |
| Loup | 157 | 68 |
| Madison | 7,506 | 1,692 |
| McPherson | 98 | 58 |
| Merrick | 1,776 | 482 |
| Morrill | 1,061 | 397 |
| Nance | 612 | 216 |
| Nemaha | 1,397 | 472 |
| Nuckolls | 910 | 242 |
| Otoe | 3,313 | 1,203 |
| Pawnee | 521 | 260 |
| Perkins | 638 | 182 |
| Phelps | 2,269 | 481 |
| Pierce | 1,687 | 491 |
| Platte | 6,710 | 1,601 |
| Polk | 1,091 | 427 |
| Red Willow | 2,269 | 715 |
| Richardson | 1,480 | 935 |
| Rock | 286 | 116 |
| Saline | 2,207 | 748 |
| Sarpy | 35,776 | 14,980 |
| Saunders | 5,031 | 2,125 |
| Scotts Bluff | 6,315 | 1,736 |
| Seward | 3,719 | 1,119 |
| Sheridan | 1,112 | 361 |
| Sherman | 652 | 228 |
| Sioux | 290 | 112 |
| Stanton | 1,468 | 372 |
| Thayer | 1,199 | 378 |
| Thomas | 148 | 47 |
| Thurston | 621 | 346 |
| Valley | 919 | 381 |
| Washington | 4,673 | 1,932 |
| Wayne | 1,750 | 528 |
| Webster | 749 | 234 |
| Wheeler | 155 | 73 |
| York | 2,675 | 851 |

Judge of the District Court Retention in Office – Six Year Term

District 2

Judge Nathan B. Cox

| County | Yes ✓ | No |
|--------------|---------------|--------|
| Total | 41,337 | 18,191 |
| Cass | 6,092 | 2,605 |
| Sarpy | 35,245 | 15,586 |

District 3

Judge Jodi L. Nelson

| County | Yes ✓ | No |
|--------------|---------------|--------|
| Total | 63,066 | 20,856 |
| Lancaster | 63,066 | 20,856 |

District 4

Judge Kimberly Miller Pankonin

| County | Yes ✓ | No |
|--------------|---------------|--------|
| Total | 98,762 | 43,773 |
| Douglas | 98,762 | 43,773 |

Judge Peter C. Bataillon

| County | Yes ✓ | No |
|--------------|---------------|--------|
| Total | 93,221 | 51,293 |
| Douglas | 93,221 | 51,293 |

Judge Shelly R. Stratman

| County | Yes ✓ | No |
|--------------|----------------|--------|
| Total | 100,365 | 42,800 |
| Douglas | 100,365 | 42,800 |

Judge James M. Masteller

| County | Yes ✓ | No |
|--------------|---------------|--------|
| Total | 96,143 | 45,871 |
| Douglas | 96,143 | 45,871 |

Judge W. Russell Bowie III

| County | Yes ✓ | No |
|--------------|---------------|--------|
| Total | 90,636 | 50,665 |
| Douglas | 90,636 | 50,665 |

District 5

Judge Christina M. Marroquin

| County | Yes ✓ | No |
|--------------|---------------|-------|
| Total | 28,429 | 8,720 |
| Boone | 1,204 | 448 |
| Butler | 1,729 | 657 |
| Colfax | 1,371 | 417 |
| Hamilton | 2,238 | 607 |
| Merrick | 1,767 | 505 |
| Nance | 597 | 223 |
| Platte | 6,731 | 1,551 |
| Polk | 1,095 | 423 |
| Saunders | 4,955 | 2,040 |
| Seward | 4,083 | 1,002 |
| York | 2,659 | 847 |

District 6

Judge Bryan C. Meisner

| County | Yes ✓ | No |
|--------------|---------------|-------|
| Total | 19,252 | 6,818 |
| Burt | 1,429 | 644 |
| Cedar | 2,252 | 576 |
| Dakota | 2,170 | 774 |
| Dixon | 1,339 | 389 |
| Dodge | 6,806 | 2,195 |
| Thurston | 622 | 345 |
| Washington | 4,634 | 1,895 |

(Judge of the District Court – Continued)

District 7

Judge Mark A. Johnson

| County | Yes ✓ | No |
|----------|--------|-------|
| Total | 18,874 | 4,177 |
| Antelope | 1,405 | 435 |
| Cuming | 1,841 | 488 |
| Knox | 2,030 | 554 |
| Madison | 8,399 | 1,435 |
| Pierce | 1,811 | 464 |
| Stanton | 1,571 | 337 |
| Wayne | 1,817 | 464 |

District 8

Judge Karin Noakes

| County | Yes ✓ | No |
|-----------|--------|-------|
| Total | 11,293 | 5,381 |
| Blaine | 110 | 48 |
| Boyd | 336 | 210 |
| Brown | 698 | 240 |
| Cherry | 1,126 | 588 |
| Custer | 2,498 | 1,151 |
| Garfield | 321 | 239 |
| Greeley | 508 | 217 |
| Holt | 2,050 | 824 |
| Howard | 1,416 | 575 |
| Keya Paha | 188 | 81 |
| Loup | 166 | 80 |
| Rock | 280 | 124 |
| Sherman | 622 | 300 |
| Valley | 811 | 626 |
| Wheeler | 163 | 78 |

District 9

Judge Ryan C. Carson

| County | Yes ✓ | No |
|---------|--------|-------|
| Total | 18,916 | 4,632 |
| Buffalo | 9,342 | 2,463 |
| Hall | 9,574 | 2,169 |

Judge Andrew C. Butler

| County | Yes ✓ | No |
|---------|--------|-------|
| Total | 19,014 | 4,635 |
| Buffalo | 9,319 | 2,442 |
| Hall | 9,695 | 2,193 |

District 11

Judge James E. Doyle IV

| County | Yes ✓ | No |
|------------|--------|-------|
| Total | 21,062 | 6,318 |
| Arthur | 117 | 58 |
| Chase | 823 | 249 |
| Dawson | 3,724 | 1,028 |
| Dundy | 382 | 173 |
| Frontier | 680 | 143 |
| Furnas | 1,221 | 317 |
| Gosper | 570 | 131 |
| Hayes | 182 | 86 |
| Hitchcock | 563 | 227 |
| Hooker | 179 | 59 |
| Keith | 1,651 | 608 |
| Lincoln | 7,632 | 2,180 |
| Logan | 183 | 69 |
| McPherson | 109 | 49 |
| Perkins | 641 | 167 |
| Red Willow | 2,257 | 724 |
| Thomas | 148 | 50 |

Judge Michael E. Piccolo

| County | Yes ✓ | No |
|------------|--------|-------|
| Total | 21,194 | 6,153 |
| Arthur | 110 | 58 |
| Chase | 818 | 249 |
| Dawson | 3,414 | 951 |
| Dundy | 373 | 180 |
| Frontier | 659 | 145 |
| Furnas | 1,144 | 324 |
| Gosper | 518 | 112 |
| Hayes | 182 | 83 |
| Hitchcock | 551 | 235 |
| Hooker | 185 | 56 |
| Keith | 1,691 | 603 |
| Lincoln | 8,180 | 2,085 |
| Logan | 182 | 77 |
| McPherson | 110 | 55 |
| Perkins | 664 | 164 |
| Red Willow | 2,263 | 725 |
| Thomas | 150 | 51 |

(Judge of the District Court – Continued)

District 12

Judge Leo Dobrovolny

| County | Yes ✓ | No |
|--------------|--------|-------|
| Total | 17,228 | 5,180 |
| Banner | 202 | 87 |
| Box Butte | 2,343 | 557 |
| Cheyenne | 1,804 | 681 |
| Dawes | 1,856 | 497 |
| Deuel | 398 | 180 |
| Garden | 439 | 197 |
| Grant | 144 | 72 |
| Kimball | 785 | 290 |
| Morrill | 1,149 | 382 |
| Scotts Bluff | 6,726 | 1,765 |
| Sheridan | 1,101 | 362 |
| Sioux | 281 | 110 |

Judge of the Separate Juvenile Court
Retention in Office – Six Year Term

Douglas County

Judge Vernon Daniels

| County | Yes ✓ | No |
|---------|--------|--------|
| Total | 97,436 | 44,429 |
| Douglas | 97,436 | 44,429 |

Judge Chad M. Brown

| County | Yes ✓ | No |
|---------|--------|--------|
| Total | 97,574 | 43,719 |
| Douglas | 97,574 | 43,719 |

Lancaster County

Judge Reggie L. Ryder

| County | Yes ✓ | No |
|-----------|--------|--------|
| Total | 58,656 | 22,679 |
| Lancaster | 58,656 | 22,679 |

Judge Roger J. Heideman

| County | Yes ✓ | No |
|-----------|--------|--------|
| Total | 59,996 | 21,727 |
| Lancaster | 59,996 | 21,727 |

Judge of the County Court Retention in Office – Six Year Term

District 2

Judge David J. Partsch

| County | Yes | No |
|--------------|---------------|--------|
| Total | 45,289 | 18,631 |
| Cass | 5,897 | 2,473 |
| Otoe | 3,828 | 1,095 |
| Sarpy | 35,564 | 15,063 |

District 3

Judge Joseph E. Dalton

| County | Yes | No |
|--------------|---------------|--------|
| Total | 57,390 | 24,124 |
| Lancaster | 57,390 | 24,124 |

Judge Laurie J. Yardley

| County | Yes | No |
|--------------|---------------|--------|
| Total | 62,222 | 20,612 |
| Lancaster | 62,222 | 20,612 |

Judge Timothy C. Phillips

| County | Yes | No |
|--------------|---------------|--------|
| Total | 59,107 | 22,084 |
| Lancaster | 59,107 | 22,084 |

Judge Matthew L. Acton

| County | Yes | No |
|--------------|---------------|--------|
| Total | 58,770 | 22,556 |
| Lancaster | 58,770 | 22,556 |

District 4

Judge Jeffrey L. Marcuzzo

| County | Yes | No |
|--------------|---------------|--------|
| Total | 92,126 | 50,140 |
| Douglas | 92,126 | 50,140 |

Judge Grant A. Forsberg

| County | Yes | No |
|--------------|---------------|--------|
| Total | 88,990 | 52,114 |
| Douglas | 88,990 | 52,114 |

Judge Thomas K. Harmon

| County | Yes | No |
|--------------|---------------|--------|
| Total | 97,101 | 44,745 |
| Douglas | 97,101 | 44,745 |

District 5

Judge C. Jo Petersen

| County | Yes | No |
|--------------|---------------|-------|
| Total | 27,517 | 9,115 |
| Boone | 1,180 | 449 |
| Butler | 1,708 | 726 |
| Colfax | 1,358 | 414 |
| Hamilton | 2,242 | 601 |
| Merrick | 1,757 | 519 |
| Nance | 596 | 209 |
| Platte | 6,574 | 1,622 |
| Polk | 1,102 | 426 |
| Saunders | 4,770 | 2,048 |
| Seward | 3,614 | 1,252 |
| York | 2,616 | 849 |

Judge Stephen R.W. Twiss

| County | Yes | No |
|--------------|---------------|-------|
| Total | 27,354 | 9,151 |
| Boone | 1,193 | 467 |
| Butler | 1,667 | 660 |
| Colfax | 1,333 | 432 |
| Hamilton | 2,254 | 620 |
| Merrick | 2,037 | 520 |
| Nance | 591 | 237 |
| Platte | 6,504 | 1,628 |
| Polk | 1,073 | 436 |
| Saunders | 4,671 | 2,124 |
| Seward | 3,493 | 1,124 |
| York | 2,538 | 903 |

Judge Andrew R. Lange

| County | Yes | No |
|--------------|---------------|-------|
| Total | 27,971 | 8,535 |
| Boone | 1,202 | 430 |
| Butler | 1,746 | 619 |
| Colfax | 1,397 | 388 |
| Hamilton | 2,239 | 581 |
| Merrick | 1,763 | 484 |
| Nance | 590 | 213 |
| Platte | 6,778 | 1,490 |
| Polk | 1,106 | 408 |
| Saunders | 4,906 | 2,022 |
| Seward | 3,632 | 1,056 |
| York | 2,612 | 844 |

(Judge of the County Court – Continued)

District 7

Judge Donna Farrell Taylor

| County | Yes ✓ | No |
|----------|--------|-------|
| Total | 18,007 | 4,786 |
| Antelope | 1,610 | 523 |
| Cuming | 1,772 | 515 |
| Knox | 1,972 | 649 |
| Madison | 7,720 | 1,699 |
| Pierce | 1,703 | 498 |
| Stanton | 1,470 | 394 |
| Wayne | 1,760 | 508 |

Judge Ross A. Stoffer

| County | Yes ✓ | No |
|----------|--------|-------|
| Total | 18,133 | 4,548 |
| Antelope | 1,309 | 451 |
| Cuming | 1,768 | 522 |
| Knox | 1,938 | 582 |
| Madison | 8,132 | 1,587 |
| Pierce | 1,734 | 480 |
| Stanton | 1,521 | 355 |
| Wayne | 1,731 | 571 |

Judge Michael L. Long

| County | Yes ✓ | No |
|----------|--------|-------|
| Total | 18,454 | 4,515 |
| Antelope | 1,399 | 489 |
| Cuming | 1,822 | 511 |
| Knox | 1,970 | 567 |
| Madison | 8,200 | 1,605 |
| Pierce | 1,738 | 464 |
| Stanton | 1,550 | 376 |
| Wayne | 1,775 | 503 |

District 8

Judge Tami Schendt

| County | Yes ✓ | No |
|-----------|--------|-------|
| Total | 11,642 | 4,595 |
| Blaine | 111 | 42 |
| Boyd | 352 | 197 |
| Brown | 740 | 193 |
| Cherry | 1,156 | 550 |
| Custer | 2,620 | 1,117 |
| Garfield | 344 | 153 |
| Greeley | 464 | 164 |
| Holt | 2,084 | 779 |
| Howard | 1,377 | 428 |
| Keya Paha | 190 | 82 |
| Loup | 172 | 66 |
| Rock | 284 | 121 |
| Sherman | 635 | 240 |
| Valley | 945 | 400 |
| Wheeler | 168 | 63 |

District 10

Judge Timothy E. Hoeft

| County | Yes ✓ | No |
|----------|--------|-------|
| Total | 16,981 | 3,648 |
| Adams | 6,212 | 1,440 |
| Clay | 1,623 | 292 |
| Fillmore | 1,335 | 335 |
| Franklin | 722 | 215 |
| Harlan | 932 | 184 |
| Kearney | 1,606 | 402 |
| Nuckolls | 908 | 226 |
| Phelps | 2,877 | 332 |
| Webster | 766 | 222 |

(Judge of the County Court – Continued)

District 11

Judge Jeffrey M. Wightman

| County | Yes ✓ | No |
|------------|--------|-------|
| Total | 20,681 | 6,119 |
| Arthur | 108 | 57 |
| Chase | 815 | 235 |
| Dawson | 3,823 | 890 |
| Dundy | 380 | 170 |
| Frontier | 667 | 135 |
| Furnas | 1,156 | 320 |
| Gosper | 587 | 108 |
| Hayes | 170 | 83 |
| Hitchcock | 559 | 220 |
| Hooker | 174 | 60 |
| Keith | 1,620 | 584 |
| Lincoln | 7,320 | 2,202 |
| Logan | 163 | 76 |
| McPherson | 100 | 52 |
| Perkins | 638 | 166 |
| Red Willow | 2,257 | 711 |
| Thomas | 144 | 50 |

Judge Joel B. Jay

| County | Yes ✓ | No |
|------------|--------|-------|
| Total | 20,428 | 6,128 |
| Arthur | 110 | 56 |
| Chase | 821 | 236 |
| Dawson | 3,378 | 913 |
| Dundy | 383 | 173 |
| Frontier | 643 | 135 |
| Furnas | 1,143 | 315 |
| Gosper | 503 | 116 |
| Hayes | 175 | 80 |
| Hitchcock | 537 | 236 |
| Hooker | 176 | 59 |
| Keith | 1,694 | 596 |
| Lincoln | 7,564 | 2,159 |
| Logan | 174 | 71 |
| McPherson | 97 | 57 |
| Perkins | 650 | 161 |
| Red Willow | 2,237 | 713 |
| Thomas | 143 | 52 |

Judge Anne M. Paine

| County | Yes ✓ | No |
|------------|--------|-------|
| Total | 20,962 | 5,955 |
| Arthur | 107 | 53 |
| Chase | 814 | 243 |
| Dawson | 3,437 | 867 |
| Dundy | 402 | 161 |
| Frontier | 674 | 131 |
| Furnas | 1,371 | 252 |
| Gosper | 529 | 112 |
| Hayes | 194 | 76 |
| Hitchcock | 613 | 230 |
| Hooker | 176 | 60 |
| Keith | 1,664 | 568 |
| Lincoln | 7,412 | 2,145 |
| Logan | 165 | 76 |
| McPherson | 101 | 51 |
| Perkins | 657 | 161 |
| Red Willow | 2,496 | 724 |
| Thomas | 150 | 45 |

District 12

Judge Randin R. Roland

| County | Yes ✓ | No |
|--------------|--------|-------|
| Total | 16,893 | 5,082 |
| Banner | 197 | 80 |
| Box Butte | 2,008 | 675 |
| Cheyenne | 2,098 | 614 |
| Dawes | 1,843 | 501 |
| Deuel | 428 | 170 |
| Garden | 488 | 180 |
| Grant | 140 | 70 |
| Kimball | 798 | 293 |
| Morrill | 1,112 | 360 |
| Scotts Bluff | 6,411 | 1,681 |
| Sheridan | 1,079 | 356 |
| Sioux | 291 | 102 |

Judge Paul G. Wess

| County | Yes ✓ | No |
|--------------|--------|-------|
| Total | 17,082 | 4,988 |
| Banner | 195 | 80 |
| Box Butte | 2,112 | 643 |
| Cheyenne | 1,824 | 659 |
| Dawes | 2,208 | 414 |
| Deuel | 409 | 167 |
| Garden | 454 | 184 |
| Grant | 137 | 73 |
| Kimball | 786 | 283 |
| Morrill | 1,098 | 384 |
| Scotts Bluff | 6,402 | 1,670 |
| Sheridan | 1,160 | 332 |
| Sioux | 297 | 99 |

Community Colleges

Member of the Board of Governors Central Community College

District 1

| County | Diane R. Keller ✓ |
|--------------|-------------------|
| Total | 15,769 |
| Adams | 6,789 |
| Clay | 1,898 |
| Hamilton | 2,996 |
| Merrick | 2,140 |
| Nuckolls | 1,084 |
| Webster | 862 |

District 2

| County | Rita Skiles ✓ |
|--------------|---------------|
| Total | 14,660 |
| Buffalo | 1,506 |
| Dawson | 4,245 |
| Franklin | 902 |
| Furnas | 1,456 |
| Gosper | 609 |
| Harlan | 1,105 |
| Kearney | 1,905 |
| Phelps | 2,932 |

District 3

| County | Roger P. Davis ✓ |
|--------------|------------------|
| Total | 14,769 |
| Boone | 1,228 |
| Buffalo | 9,372 |
| Greeley | 580 |
| Howard | 1,623 |
| Sherman | 750 |
| Valley | 1,216 |

District 4

| County | Dan Quick ✓ |
|--------------|---------------|
| Total | 11,739 |
| Hall | 11,739 |

District 5

| County | Linda M. Aerni ✓ | Wayne A. Nestor |
|--------------|------------------|-----------------|
| Total | 9,573 | 5,130 |
| Butler | 1,308 | 865 |
| Colfax | 1,031 | 579 |
| Nance | 452 | 289 |
| Platte | 6,106 | 2,559 |
| Polk | 676 | 838 |

Member of the Board of Governors Metropolitan Community College

District 1

| County | Phillip Klein ✓ | Mark Stoj |
|--------------|-----------------|-----------|
| Total | 25,766 | 18,871 |
| Dodge | 4,398 | 3,770 |
| Douglas | 18,436 | 12,222 |
| Sarpy | 2,932 | 2,879 |

District 2

| County | Erin Feichtinger | Tammy L. Wright ✓ |
|--------------|------------------|-------------------|
| Total | 16,132 | 16,986 |
| Douglas | 16,132 | 16,986 |

District 3

| County | Maureen K. Monahan ✓ | Tyler Fausset |
|--------------|----------------------|---------------|
| Total | 31,127 | 19,203 |
| Douglas | 27,517 | 16,982 |
| Washington | 3,610 | 2,221 |

District 4

| County | Ron Hug ✓ | Kimara Snipes |
|--------------|---------------|---------------|
| Total | 18,735 | 16,711 |
| Douglas | 18,735 | 16,711 |

District 5

| County | Connor Orr | Theresa Love-Hug ✓ |
|--------------|------------|--------------------|
| Total | 20,844 | 21,516 |
| Sarpy | 20,844 | 21,516 |

At Large

| County | Kristen DuPree ✓ | John M. McCarthy |
|--------------|------------------|------------------|
| Total | 119,194 | 89,769 |
| Dodge | 4,561 | 3,654 |
| Douglas | 84,888 | 60,471 |
| Sarpy | 26,758 | 22,783 |
| Washington | 2,987 | 2,861 |

**Member of the Board of Governors
Mid-Plains Community College**

District 1

| | |
|------------|----------------------|
| County | Kimberly A. Korgan ✓ |
| Total | 4,988 |
| Frontier | 771 |
| Hayes | 244 |
| Hitchcock | 758 |
| Red Willow | 3,215 |

District 2

| | |
|---------|---------------------|
| County | Tyler S. Pribbeno ✓ |
| Total | 4,899 |
| Arthur | 161 |
| Chase | 1,276 |
| Dundy | 544 |
| Keith | 2,077 |
| Perkins | 841 |

District 3

| | |
|--------|---------------------|
| County | Cynthia L. Duncan ✓ |
| Total | 5,398 |
| Blaine | 142 |
| Cherry | 1,333 |
| Custer | 3,258 |
| Hooker | 229 |
| Loup | 219 |
| Thomas | 217 |

District 4

| | |
|-----------|-----------------------|
| County | Benjamin A. Lashley ✓ |
| Total | 5,690 |
| Lincoln | 5,531 |
| McPherson | 159 |

District 5

| | |
|---------|-------------------|
| County | Tricia Schaffer ✓ |
| Total | 4,198 |
| Lincoln | 3,935 |
| Logan | 263 |

**Member of the Board of Governors
Northeast Community College**

District 1

| | |
|----------|-------------------|
| County | Delbert J. Ames ✓ |
| Total | 8,158 |
| Antelope | 1,827 |
| Boone | 345 |
| Cedar | 352 |
| Garfield | 472 |
| Madison | 704 |
| Pierce | 2,073 |
| Wayne | 2,160 |
| Wheeler | 225 |

District 2

| | |
|-----------|-------------------|
| County | Carol A. Sibbel ✓ |
| Total | 9,066 |
| Boyd | 592 |
| Brown | 892 |
| Cedar | 1,294 |
| Holt | 3,229 |
| Keya Paha | 270 |
| Knox | 2,425 |
| Rock | 364 |

District 3

| | |
|--------|----------------------|
| County | Steven M. Anderson ✓ |
| Total | 5,560 |
| Cedar | 1,179 |
| Dakota | 2,705 |
| Dixon | 1,676 |

District 4

| | |
|----------|-------------------|
| County | Terry F. Nelson ✓ |
| Total | 7,767 |
| Burt | 1,931 |
| Cuming | 2,571 |
| Madison | 655 |
| Stanton | 1,768 |
| Thurston | 842 |

District 5

| | |
|---------|---------------------|
| County | Julie M. Robinson ✓ |
| Total | 7,710 |
| Madison | 7,710 |

Member of the Board of Governors Southeast Community College

District 1

| County | Sandra J. Hoffman ✓ |
|--------------|---------------------|
| Total | 24,347 |
| Fillmore | 1,575 |
| Gage | 5,854 |
| Jefferson | 1,952 |
| Lancaster | 3,349 |
| Saline | 2,643 |
| Seward | 4,317 |
| Thayer | 1,467 |
| York | 3,190 |

District 2

| County | Keith Hammons | Brandon Gunther ✓ |
|--------------|---------------|-------------------|
| Total | 12,634 | 12,924 |
| Cass | 4,194 | 3,096 |
| Johnson | 398 | 695 |
| Lancaster | 1,158 | 1,979 |
| Nemaha | 784 | 847 |
| Otoe | 1,917 | 1,905 |
| Pawnee | 322 | 350 |
| Richardson | 972 | 1,170 |
| Saunders | 2,889 | 2,882 |

District 3

| County | Nancy A. Seim ✓ |
|--------------|-----------------|
| Total | 20,291 |
| Lancaster | 20,291 |

District 4

| County | Richard R. LeBlanc (Write-in) | Carina McCormick ✓ (Write-in) | Write-in Scatterings |
|--------------|-------------------------------|-------------------------------|----------------------|
| Total | 369 | 917 | 2,819 |
| Lancaster | 369 | 917 | 2,819 |

District 5

| County | Megan Neiles-Brasch | Joann M. Herrington ✓ |
|--------------|---------------------|-----------------------|
| Total | 13,832 | 14,556 |
| Lancaster | 13,832 | 14,556 |

Member of the Board of Governors Western Community College

District 1

| County | Margaret Crouse ✓ |
|--------------|-------------------|
| Total | 4,567 |
| Cherry | 259 |
| Dawes | 2,359 |
| Grant | 195 |
| Sheridan | 1,398 |
| Sioux | 356 |

District 2

| County | R.J. Savely Jr. ✓ |
|--------------|-------------------|
| Total | 4,387 |
| Cheyenne | 2,224 |
| Deuel | 543 |
| Garden | 570 |
| Kimball | 966 |
| Morrill | 84 |

District 3

| County | Allan D. Kreman ✓ |
|--------------|-------------------|
| Total | 4,379 |
| Box Butte | 2,471 |
| Morrill | 1,406 |
| Scotts Bluff | 502 |

District 4

| County | Coral E. Richards ✓ |
|--------------|---------------------|
| Total | 4,216 |
| Banner | 283 |
| Scotts Bluff | 3,933 |

District 5

| County | William M. Packard ✓ | Patrick Maag |
|--------------|----------------------|--------------|
| Total | 2,603 | 918 |
| Scotts Bluff | 2,603 | 918 |

Member of the Douglas-Sarpy Learning Community Coordinating Council

Vote for One – Two Elected – §32-546.01(1)

District 1

| County | Brian Thommes ✓ | Gerald Mike Kuhn II ✓ |
|-------------------|-----------------|-----------------------|
| Total | 19,607 | 15,521 |
| Douglas | 19,541 | 15,494 |
| Washington | 66 | 27 |

District 3

| County | Mark Hoeger ✓ | Sally Otis ✓ | Chris Tooker |
|----------------|---------------|---------------|--------------|
| Total | 12,835 | 14,051 | 8,875 |
| Douglas | 12,835 | 14,051 | 8,875 |

District 5

| County | Andy Allen | Erik Servellon | Tonya Ward ✓ | Douglas Brady ✓ |
|----------------|--------------|----------------|---------------|-----------------|
| Total | 3,540 | 3,614 | 10,163 | 4,435 |
| Douglas | 1,156 | 1,619 | 4,071 | 1,546 |
| Sarpy | 2,384 | 1,995 | 6,092 | 2,889 |

Natural Resources Districts

Director Central Platte Natural Resources District

Subdistrict 1

| | |
|----------|-------------------|
| County | Brian D. Keiser ✓ |
| Total | 3,432 |
| Custer | 130 |
| Dawson | 3,134 |
| Frontier | 168 |

Subdistrict 2

| | |
|---------|--------------------|
| County | Thomas R. Downey ✓ |
| Total | 2,640 |
| Buffalo | 1,156 |
| Dawson | 1,484 |

Subdistrict 3

| | |
|---------|---------------|
| County | Steve Sheen ✓ |
| Total | 2,932 |
| Buffalo | 2,890 |
| Dawson | 42 |

Subdistrict 4 – Two Year Term

| | |
|---------|---------------|
| County | Ryan Kegley ✓ |
| Total | 3,733 |
| Buffalo | 3,514 |
| Hall | 219 |

Subdistrict 4 – Four Year Term

| | |
|---------|------------|
| County | Lon Bohn ✓ |
| Total | 3,574 |
| Buffalo | 3,358 |
| Hall | 216 |

Subdistrict 5

| | |
|---------|--------------------|
| County | Deborah VanMatre ✓ |
| Total | 2,360 |
| Buffalo | 2,360 |

Subdistrict 6

| | |
|--------|-------------------|
| County | Jerry J. Milner ✓ |
| Total | 3,532 |
| Hall | 3,532 |

Subdistrict 7

| | |
|--------|------------------|
| County | Ed Stoltenberg ✓ |
| Total | 3,168 |
| Hall | 2,922 |
| Howard | 246 |

Subdistrict 8

| | |
|--------|-------------------|
| County | Alicia Haussler ✓ |
| Total | 1,704 |
| Hall | 1,704 |

Subdistrict 9

| | |
|----------|------------------|
| County | Edward A. Kyes ✓ |
| Total | 3,589 |
| Hall | 669 |
| Hamilton | 186 |
| Merrick | 2,327 |
| Nance | 15 |
| Platte | 119 |
| Polk | 273 |

Subdistrict 10

| | |
|--------|--------------------|
| County | Charles R. Maser ✓ |
| Total | 2,170 |
| Hall | 2,170 |

At Large

| | |
|----------|-----------------------|
| County | Keith A. Ostermeier ✓ |
| Total | 28,191 |
| Buffalo | 9,647 |
| Custer | 123 |
| Dawson | 4,390 |
| Frontier | 155 |
| Hall | 11,004 |
| Hamilton | 173 |
| Howard | 234 |
| Merrick | 2,066 |
| Nance | 11 |
| Platte | 117 |
| Polk | 271 |

Director Lewis and Clark Natural Resources District

Subdistrict 1

| | |
|--------|-------------------|
| County | Jeffrey Steffen ✓ |
| Total | 947 |
| Cedar | 217 |
| Knox | 730 |

Subdistrict 2

| | |
|--------|----------------|
| County | David Condon ✓ |
| Total | 1,024 |
| Knox | 1,024 |

Subdistrict 3

| | |
|--------|---------------------|
| County | Carly Christensen ✓ |
| Total | 1,242 |
| Cedar | 1,062 |
| Knox | 180 |

Subdistrict 4

| | |
|--------|--------------------|
| County | Mathias Weinandt ✓ |
| Total | 1,128 |
| Cedar | 1,031 |
| Dixon | 97 |

Subdistrict 5

| | |
|--------|------------------|
| County | Leroy Hoelsing ✓ |
| Total | 1,168 |
| Dixon | 1,168 |

At Large

| | |
|--------|------------------|
| County | Daniel Kollars ✓ |
| Total | 5,033 |
| Cedar | 2,157 |
| Dixon | 1,145 |
| Knox | 1,731 |

Director Little Blue Natural Resources District

Subdistrict 1

| | | |
|---------|----------------------|----------------|
| County | Glen A. Bonifas ✓ | John C. Nelson |
| Total | 1,789 | 805 |
| Adams | 1,694 | 787 |
| Webster | 95 | 18 |

Subdistrict 2

| | |
|--------|---------------|
| County | Brent Hoops ✓ |
| Total | 1,038 |
| Adams | 1,038 |

Subdistrict 3

| | |
|--------|-------------------|
| County | Glen Bredthauer ✓ |
| Total | 453 |
| Adams | 453 |

Subdistrict 4

| | |
|----------|-----------------|
| County | Warren Taylor ✓ |
| Total | 1,641 |
| Adams | 1,128 |
| Clay | 29 |
| Nuckolls | 191 |
| Webster | 293 |

Subdistrict 5

| | |
|----------|--------------|
| County | Aaron Paus ✓ |
| Total | 1,469 |
| Adams | 867 |
| Clay | 395 |
| Nuckolls | 207 |

Subdistrict 6

| | |
|----------|--|
| County | |
| Total | |
| Adams | |
| Clay | |
| Fillmore | |
| Nuckolls | |

No Candidate Filed

(Director Little Blue Natural Resources District – Continued)

Subdistrict 7

| County | Alan Kenning ✓ (Write-in) | Write-in Scatterings |
|----------|------------------------------|----------------------|
| Total | 243 | 131 |
| Fillmore | 0 | 7 |
| Nuckolls | 1 | 9 |
| Thayer | 242 | 115 |

Subdistrict 8

| County | Bill Glenn ✓ |
|-----------|--------------|
| Total | 1,499 |
| Jefferson | 1,443 |
| Thayer | 56 |

At Large

| County | Russell Ochsner ✓ |
|-----------|-------------------|
| Total | 10,719 |
| Adams | 5,976 |
| Clay | 845 |
| Fillmore | 240 |
| Jefferson | 1,312 |
| Nuckolls | 548 |
| Thayer | 1,408 |
| Webster | 390 |

Director Lower Big Blue Natural Resources District

Subdistrict 1

| County | Ryan Birkett ✓ | Anne DeVries |
|--------|----------------|--------------|
| Total | 1,050 | 757 |
| Gage | 763 | 671 |
| Pawnee | 55 | 33 |
| Saline | 232 | 53 |

Subdistrict 2 – Two Year Term

| County | Chad G. Weichel ✓ | James Hahn |
|-----------|-------------------|------------|
| Total | 1,182 | 783 |
| Gage | 667 | 539 |
| Jefferson | 515 | 244 |

Subdistrict 2 – Four Year Term

| County | Doug Pieper | Darrell M. Rains ✓ |
|-----------|-------------|--------------------|
| Total | 937 | 1,029 |
| Gage | 576 | 724 |
| Jefferson | 361 | 305 |

Subdistrict 3

| County | Larry Barta ✓ |
|--------|---------------|
| Total | 1,635 |
| Saline | 1,635 |

Subdistrict 4

| County | Robert Lorenz ✓ |
|--------|-----------------|
| Total | 893 |
| Saline | 893 |

Subdistrict 5

| County | Dean Roehr ✓ |
|--------|--------------|
| Total | 1,395 |
| Gage | 1,395 |

Subdistrict 6

| County | Brent Katz ✓ |
|--------|--------------|
| Total | 1,458 |
| Gage | 1,458 |

At Large

| County | Jason Pohlmann ✓ |
|-----------|------------------|
| Total | 8,652 |
| Gage | 5,307 |
| Jefferson | 665 |
| Pawnee | 83 |
| Saline | 2,597 |

Director Lower Elkhorn Natural Resources District

Subdistrict 1

| County | Chad Korth ✓ | Byron Unseld |
|--------------|--------------|--------------|
| Total | 2,255 | 2,133 |
| Antelope | 62 | 23 |
| Cedar | 287 | 115 |
| Knox | 234 | 66 |
| Madison | 543 | 191 |
| Pierce | 936 | 1,618 |
| Wayne | 193 | 120 |

Subdistrict 2

| County | Scott Clausen ✓ | Brad L. Lowe |
|--------------|-----------------|--------------|
| Total | 2,131 | 1,869 |
| Madison | 2,131 | 1,869 |

Subdistrict 3 – Two Year Term

| County | Anthony J. Wisnieski ✓ | Libby McKay |
|--------------|------------------------|-------------|
| Total | 1,824 | 1,222 |
| Madison | 1,824 | 1,222 |

Subdistrict 3 – Four Year Term

| County | Matthew Neujahr | Melissa C. Temple ✓ |
|--------------|-----------------|---------------------|
| Total | 985 | 2,071 |
| Madison | 985 | 2,071 |

Subdistrict 4

| County | Michael Flear ✓ | James K. Geyer |
|--------------|-----------------|----------------|
| Total | 1,978 | 1,622 |
| Madison | 948 | 866 |
| Platte | 154 | 201 |
| Stanton | 876 | 555 |

Subdistrict 5

| County | Garry A. Anderson | Kris M. Loberg ✓ |
|--------------|-------------------|------------------|
| Total | 1,305 | 2,184 |
| Cedar | 394 | 268 |
| Dixon | 308 | 271 |
| Wayne | 603 | 1,645 |

Subdistrict 6

| County | Mark Burenheide ✓ | Chuck Hamernik |
|--------------|-------------------|----------------|
| Total | 2,390 | 1,367 |
| Colfax | 643 | 408 |
| Cuming | 1,403 | 723 |
| Platte | 49 | 75 |
| Stanton | 295 | 161 |

Subdistrict 7

| County | Roger Gustafson ✓ |
|--------------|-------------------|
| Total | 3,133 |
| Burt | 1,004 |
| Cuming | 317 |
| Dakota | 75 |
| Dodge | 1,167 |
| Thurston | 570 |

At Large

| County | Joel J. Hansen | James Aschoff ✓ |
|--------------|----------------|-----------------|
| Total | 10,271 | 13,897 |
| Antelope | 31 | 55 |
| Burt | 543 | 400 |
| Cedar | 481 | 526 |
| Colfax | 265 | 532 |
| Cuming | 951 | 1,404 |
| Dakota | 41 | 23 |
| Dixon | 303 | 253 |

At Large (Cont.)

| County | Joel J. Hansen | James Aschoff ✓ |
|----------|----------------|-----------------|
| Dodge | 579 | 581 |
| Knox | 158 | 132 |
| Madison | 3,402 | 5,458 |
| Pierce | 920 | 1,598 |
| Platte | 133 | 370 |
| Stanton | 828 | 1,115 |
| Thurston | 277 | 232 |
| Wayne | 1,359 | 1,218 |

Director Lower Loup Natural Resources District

Subdistrict 1

| | |
|--------|--------------|
| County | Tim Bartak ✓ |
| Total | 2,191 |
| Custer | 2,191 |

Subdistrict 2

| | |
|----------|----------------|
| County | Henry Thoene ✓ |
| Total | 2,553 |
| Custer | 880 |
| Garfield | 686 |
| Loup | 279 |
| Rock | 30 |
| Valley | 678 |

Subdistrict 3

| | |
|---------|-------------------|
| County | Rollie Amsberry ✓ |
| Total | 1,995 |
| Buffalo | 991 |
| Custer | 274 |
| Hall | 1 |
| Howard | 327 |
| Sherman | 402 |

Subdistrict 4

| | |
|---------|-----------------|
| County | Rick D. Vlach ✓ |
| Total | 2,195 |
| Greeley | 720 |
| Howard | 309 |
| Sherman | 426 |
| Valley | 740 |

Subdistrict 5

| County | Tom Knutson ✓ (Write-in) | Dean Thede (Write-in) | Write-in Scatterings |
|---------|-----------------------------|--------------------------|----------------------|
| Total | 62 | 10 | 136 |
| Howard | 62 | 9 | 85 |
| Merrick | 0 | 0 | 11 |
| Nance | 0 | 1 | 40 |

Subdistrict 6

| | |
|---------|-----------------|
| County | Jim Eschliman ✓ |
| Total | 2,075 |
| Boone | 1,589 |
| Platte | 243 |
| Wheeler | 243 |

Subdistrict 7

| | | |
|--------|--------------|---------------|
| County | Gary Kruse ✓ | Fred Leibhart |
| Total | 1,424 | 339 |
| Platte | 1,424 | 339 |

Subdistrict 8

| | |
|--------|--------------|
| County | Alex Vlach ✓ |
| Total | 1,222 |
| Platte | 1,222 |

Subdistrict 9

| |
|--------|
| County |
| Total |
| Butler |
| Platte |

No Candidate Filed

Subdistrict 10

| | |
|--------|------------------|
| County | John R. Coffey ✓ |
| Total | 2,045 |
| Platte | 2,045 |

At Large

| | |
|----------|-------------------------|
| County | N. Richard Hadenfeldt ✓ |
| Total | 17,482 |
| Boone | 1,520 |
| Buffalo | 992 |
| Butler | 42 |
| Custer | 2,882 |
| Garfield | 500 |
| Greeley | 580 |
| Hall | 1 |
| Howard | 1,535 |

At Large (Cont.)

| | |
|---------|-------------------------|
| County | N. Richard Hadenfeldt ✓ |
| Loup | 223 |
| Merrick | 149 |
| Nance | 642 |
| Platte | 6,150 |
| Rock | 18 |
| Sherman | 807 |
| Valley | 1,244 |
| Wheeler | 197 |

Director Lower Niobrara Natural Resources District

Subdistrict 1

| County | Shaun L. Higgins ✓ |
|-----------|--------------------|
| Total | 1,670 |
| Boyd | 592 |
| Holt | 349 |
| Keya Paha | 217 |
| Knox | 486 |
| Rock | 26 |

Subdistrict 2

| County | Shane A. Lechtenberg ✓ |
|-----------|------------------------|
| Total | 1,750 |
| Boyd | 631 |
| Holt | 368 |
| Keya Paha | 227 |
| Knox | 496 |
| Rock | 28 |

Subdistrict 3

| County | Linda J. Hoffman ✓ |
|-----------|--------------------|
| Total | 1,762 |
| Boyd | 673 |
| Holt | 364 |
| Keya Paha | 208 |
| Knox | 490 |
| Rock | 27 |

Subdistrict 4

| County | Kevin L. Randa ✓ |
|-----------|------------------|
| Total | 1,736 |
| Boyd | 498 |
| Holt | 331 |
| Keya Paha | 193 |
| Knox | 688 |
| Rock | 26 |

Subdistrict 5

| County | Kent D. Pavlik ✓ |
|-----------|------------------|
| Total | 1,661 |
| Boyd | 508 |
| Holt | 328 |
| Keya Paha | 200 |
| Knox | 600 |
| Rock | 25 |

Subdistrict 6

| County | Curt Morrow ✓ (Write-in) | Write-in Scatterings |
|-----------|-----------------------------|----------------------|
| Total | 8 | 165 |
| Boyd | 2 | 41 |
| Holt | 6 | 40 |
| Keya Paha | 0 | 40 |
| Knox | 0 | 40 |
| Rock | 0 | 4 |

Subdistrict 7

| County | Dwain Marcellus ✓ |
|-----------|-------------------|
| Total | 1,535 |
| Boyd | 491 |
| Holt | 360 |
| Keya Paha | 195 |
| Knox | 460 |
| Rock | 29 |

Subdistrict 8

| County | Larry A. Baumeister ✓ |
|-----------|-----------------------|
| Total | 1,584 |
| Boyd | 542 |
| Holt | 349 |
| Keya Paha | 198 |
| Knox | 463 |
| Rock | 32 |

At Large

| County | Bradley J. Mahon | J.J. Pritchett ✓ |
|-----------|------------------|------------------|
| Total | 891 | 996 |
| Boyd | 347 | 358 |
| Holt | 188 | 192 |
| Keya Paha | 98 | 82 |
| Knox | 248 | 350 |
| Rock | 10 | 14 |

Director Lower Platte North Natural Resources District

Subdistrict 1

| County | Lon Olson ✓ |
|--------------|---------------|
| Total | 14,446 |
| Boone | 63 |
| Butler | 1,319 |
| Colfax | 817 |
| Dodge | 6,896 |
| Madison | 160 |
| Platte | 804 |
| Saunders | 4,387 |

Subdistrict 2

| County | Frank Pollard ✓ |
|--------------|-----------------|
| Total | 14,295 |
| Boone | 63 |
| Butler | 1,327 |
| Colfax | 876 |
| Dodge | 6,644 |
| Madison | 162 |
| Platte | 805 |
| Saunders | 4,418 |

Subdistrict 3

| County | David W. Saalfeld ✓ | Andrew Tonnies |
|--------------|---------------------|----------------|
| Total | 8,511 | 5,913 |
| Boone | 30 | 33 |
| Butler | 927 | 464 |
| Colfax | 676 | 222 |
| Dodge | 3,989 | 2,840 |
| Madison | 89 | 61 |
| Platte | 603 | 231 |
| Saunders | 2,197 | 2,062 |

Subdistrict 4

| County | Chris D. Yosten ✓ |
|--------------|-------------------|
| Total | 13,781 |
| Boone | 67 |
| Butler | 1,305 |
| Colfax | 998 |
| Dodge | 6,301 |
| Madison | 156 |
| Platte | 783 |
| Saunders | 4,171 |

Subdistrict 5

| County | Mark Seier ✓ |
|--------------|---------------|
| Total | 13,827 |
| Boone | 93 |
| Butler | 1,272 |
| Colfax | 823 |
| Dodge | 6,347 |
| Madison | 246 |
| Platte | 836 |
| Saunders | 4,210 |

Subdistrict 6

| County | Joseph Birkel ✓ |
|--------------|-----------------|
| Total | 13,777 |
| Boone | 64 |
| Butler | 1,464 |
| Colfax | 839 |
| Dodge | 6,234 |
| Madison | 156 |
| Platte | 792 |
| Saunders | 4,228 |

Subdistrict 7

| County | Doug Shuster | Ryan Engel ✓ |
|--------------|--------------|--------------|
| Total | 5,854 | 7,868 |
| Boone | 23 | 37 |
| Butler | 441 | 858 |
| Colfax | 278 | 561 |
| Dodge | 3,087 | 3,300 |
| Madison | 76 | 76 |
| Platte | 257 | 516 |
| Saunders | 1,692 | 2,520 |

Subdistrict 8

| County | Jerry Johnson ✓ |
|--------------|-----------------|
| Total | 13,866 |
| Boone | 63 |
| Butler | 1,292 |
| Colfax | 815 |
| Dodge | 6,269 |
| Madison | 155 |
| Platte | 769 |
| Saunders | 4,503 |

Subdistrict 9

| County | Duane E. Johnson ✓ |
|--------------|--------------------|
| Total | 13,844 |
| Boone | 63 |
| Butler | 1,261 |
| Colfax | 815 |
| Dodge | 6,324 |
| Madison | 154 |
| Platte | 781 |
| Saunders | 4,446 |

At Large

| County | Bruce L. Williams | Thomas A. McKnight ✓ |
|--------------|-------------------|----------------------|
| Total | 6,549 | 8,854 |
| Boone | 33 | 29 |
| Butler | 710 | 537 |
| Colfax | 418 | 417 |
| Dodge | 2,712 | 5,005 |
| Madison | 88 | 62 |
| Platte | 386 | 350 |
| Saunders | 2,202 | 2,454 |

Director Lower Platte South Natural Resources District

Subdistrict 1

| County | Jim Schultz | Gary Hellerich ✓ |
|--------------|-------------|------------------|
| Total | 3,870 | 5,064 |
| Butler | 74 | 196 |
| Lancaster | 3,379 | 4,107 |
| Saunders | 117 | 417 |
| Seward | 300 | 344 |

Subdistrict 2

| County | Mark G. Spangler ✓ | |
|--------------|--------------------|--|
| Total | 9,220 | |
| Cass | 6,890 | |
| Lancaster | 1,312 | |
| Otoe | 111 | |
| Saunders | 907 | |

Subdistrict 3 – Two Year Term

| County | Kenneth Vogel ✓ | |
|--------------|-----------------|--|
| Total | 7,386 | |
| Lancaster | 6,955 | |
| Saunders | 431 | |

Subdistrict 3 – Four Year Term

| County | Melissa Baker ✓ | Annette Thompson |
|--------------|-----------------|------------------|
| Total | 4,186 | 3,280 |
| Lancaster | 3,949 | 3,113 |
| Saunders | 237 | 167 |

Subdistrict 4

| County | Larry Ruth ✓ | |
|--------------|---------------|--|
| Total | 11,914 | |
| Lancaster | 11,914 | |

Subdistrict 5

| County | Stacie Sinclair ✓ | Greg Osborn |
|--------------|-------------------|-------------|
| Total | 3,436 | 2,180 |
| Lancaster | 3,436 | 2,180 |

Subdistrict 6

| County | Deborah Eagan ✓ | |
|--------------|-----------------|--|
| Total | 4,775 | |
| Lancaster | 4,775 | |

Subdistrict 7

| County | Luke Peterson ✓ | |
|--------------|-----------------|--|
| Total | 6,113 | |
| Lancaster | 6,113 | |

Subdistrict 8

| County | Tom Green ✓ | |
|--------------|--------------|--|
| Total | 8,154 | |
| Lancaster | 8,154 | |

Subdistrict 9

| County | Robert C. Andersen ✓ | |
|--------------|----------------------|--|
| Total | 8,732 | |
| Lancaster | 8,732 | |

Subdistrict 10

| County | Susan Seacrest ✓ | |
|--------------|------------------|--|
| Total | 9,280 | |
| Lancaster | 9,280 | |

At Large

| County | David M. Landis ✓ | |
|--------------|-------------------|--|
| Total | 81,277 | |
| Butler | 198 | |
| Cass | 6,541 | |
| Lancaster | 72,092 | |
| Otoe | 103 | |
| Saunders | 1,746 | |
| Seward | 597 | |

Director Lower Republican Natural Resources District

Subdistrict 1

| | |
|--------------|------------------|
| County | Toby tenBensel ✓ |
| Total | 1,360 |
| Furnas | 1,360 |

Subdistrict 2

| | | |
|--------------|--------------------|-------------|
| County | Troy M. Fletcher ✓ | Scott Dicke |
| Total | 751 | 400 |
| Furnas | 231 | 36 |
| Harlan | 520 | 364 |

Subdistrict 3

| | |
|--------------|-----------------|
| County | Matt Harrison ✓ |
| Total | 858 |
| Franklin | 620 |
| Harlan | 238 |

Subdistrict 4

| | | |
|--------------|---------------------|------------|
| County | Nelson F. Trambly ✓ | Mike Delka |
| Total | 516 | 405 |
| Franklin | 255 | 168 |
| Webster | 261 | 237 |

Subdistrict 5 – Two Year Term

| | |
|--------------|--------------|
| County | Lee Fintel ✓ |
| Total | 759 |
| Nuckolls | 604 |
| Webster | 155 |

Subdistrict 5 – Four Year Term

| | |
|--------------|-------------|
| County | Don Duffy ✓ |
| Total | 783 |
| Nuckolls | 588 |
| Webster | 195 |

At Large

| | |
|--------------|----------------|
| County | Bradley Wulf ✓ |
| Total | 4,684 |
| Franklin | 932 |
| Furnas | 1,486 |
| Harlan | 1,053 |
| Nuckolls | 586 |
| Webster | 627 |

Director Middle Niobrara Natural Resources District

Subdistrict 2

| County | Justin Hammond ✓ |
|-----------|------------------|
| Total | 2,833 |
| Brown | 931 |
| Cherry | 1,809 |
| Keya Paha | 74 |
| Rock | 19 |

Subdistrict 4

| County | Stephanie DeNaeyer ✓ |
|-----------|----------------------|
| Total | 2,725 |
| Brown | 926 |
| Cherry | 1,706 |
| Keya Paha | 75 |
| Rock | 18 |

Subdistrict 6

| County | Martin Graff ✓ |
|-----------|----------------|
| Total | 2,648 |
| Brown | 953 |
| Cherry | 1,598 |
| Keya Paha | 76 |
| Rock | 21 |

At Large

| County | Mark Monroe ✓ |
|-----------|---------------|
| Total | 2,793 |
| Brown | 918 |
| Cherry | 1,778 |
| Keya Paha | 79 |
| Rock | 18 |

Director Middle Republican Natural Resources District

Subdistrict 1

| County |
|------------|
| Total |
| Red Willow |

No Candidate Filed

Subdistrict 2

| County | Jay Schilling ✓ |
|------------|-----------------|
| Total | 821 |
| Red Willow | 821 |

Subdistrict 3

| County | Shane C. Rippen ✓ | William M. Barger |
|------------|-------------------|-------------------|
| Total | 840 | 457 |
| Hitchcock | 581 | 343 |
| Red Willow | 259 | 114 |

Subdistrict 4

| County | Kevin Fornoff ✓ (Write-in) | Write-in Scatterings |
|------------|-------------------------------|----------------------|
| Total | 67 | 97 |
| Frontier | 1 | 1 |
| Hayes | 64 | 22 |
| Red Willow | 2 | 74 |

Subdistrict 5

| County | Daniel Nelsen ✓ | Dan Estermann |
|----------|-----------------|---------------|
| Total | 655 | 463 |
| Frontier | 541 | 206 |
| Lincoln | 114 | 257 |

Director Nemaha Natural Resources District

Subdistrict 1

| County | Tim Loseke ✓ |
|-----------|--------------|
| Total | 1,321 |
| Gage | 219 |
| Lancaster | 1,102 |

Subdistrict 2

| County | Russel Moss ✓ |
|-----------|---------------|
| Total | 1,288 |
| Cass | 179 |
| Johnson | 176 |
| Lancaster | 178 |
| Otoe | 755 |

Subdistrict 3

| County | Doug Iske ✓ |
|--------|-------------|
| Total | 1,267 |
| Cass | 30 |
| Otoe | 1,237 |

Subdistrict 4

| County | *No Candidate Filed* |
|--------|----------------------|
| Total | |
| Otoe | |

Subdistrict 5

| County | Kevin L. Thorne ✓ |
|--------|-------------------|
| Total | 1,073 |
| Otoe | 1,073 |

Subdistrict 6

| County | J. Duane Sugden ✓ |
|---------|-------------------|
| Total | 1,344 |
| Gage | 291 |
| Johnson | 1,053 |

Subdistrict 7

| County | Daniel Stukenholtz ✓ |
|---------|----------------------|
| Total | 1,220 |
| Johnson | 96 |
| Nemaha | 1,124 |

Subdistrict 8

| County | William Niedfeldt ✓ |
|------------|---------------------|
| Total | 1,158 |
| Nemaha | 741 |
| Richardson | 417 |

Subdistrict 9

| County | Alan Romine ✓ |
|------------|---------------|
| Total | 1,428 |
| Richardson | 1,428 |

Subdistrict 10

| County | Matthew Bloss ✓ |
|------------|-----------------|
| Total | 1,212 |
| Pawnee | 623 |
| Richardson | 589 |

At Large

| County | Ken Malone | Jake Armknecht ✓ |
|------------|------------|------------------|
| Total | 5,635 | 6,303 |
| Cass | 123 | 95 |
| Gage | 254 | 248 |
| Johnson | 389 | 835 |
| Lancaster | 838 | 421 |
| Nemaha | 623 | 1,320 |
| Otoe | 1,946 | 1,923 |
| Pawnee | 327 | 318 |
| Richardson | 1,135 | 1,143 |

Director North Platte Natural Resources District

Subdistrict 1

| County | Ryan Reuter ✓ |
|--------------|---------------|
| Total | 10,213 |
| Banner | 273 |
| Garden | 588 |
| Morrill | 1,443 |
| Scotts Bluff | 7,743 |
| Sioux | 166 |

Subdistrict 2

| County | Mark A. Westphal ✓ |
|--------------|--------------------|
| Total | 10,447 |
| Banner | 278 |
| Garden | 586 |
| Morrill | 1,448 |
| Scotts Bluff | 7,970 |
| Sioux | 165 |

Subdistrict 3

| County | Lane Darnall ✓ |
|--------------|----------------|
| Total | 10,185 |
| Banner | 297 |
| Garden | 596 |
| Morrill | 1,482 |
| Scotts Bluff | 7,649 |
| Sioux | 161 |

Subdistrict 4

| County | Kent Andreas ✓ |
|--------------|----------------|
| Total | 10,178 |
| Banner | 280 |
| Garden | 586 |
| Morrill | 1,534 |
| Scotts Bluff | 7,620 |
| Sioux | 158 |

At Large

| County | Pete C. Lapaseotes ✓ |
|--------------|----------------------|
| Total | 10,489 |
| Banner | 283 |
| Garden | 651 |
| Morrill | 1,601 |
| Scotts Bluff | 7,790 |
| Sioux | 164 |

Director Papio-Missouri River Natural Resources District

Subdistrict 2

| County | Fred Conley ✓ |
|---------|---------------|
| Total | 9,479 |
| Douglas | 9,479 |

Subdistrict 4

| County | Tim McCormick ✓ | Barbara Nichols |
|---------|-----------------|-----------------|
| Total | 11,985 | 10,387 |
| Douglas | 11,985 | 10,387 |

Subdistrict 6

| County | Jim Thompson ✓ |
|---------|----------------|
| Total | 8,152 |
| Douglas | 8,152 |

Subdistrict 8

| County | Tim N. Fowler ✓ |
|---------|-----------------|
| Total | 15,070 |
| Douglas | 11,474 |
| Sarpy | 3,596 |

Subdistrict 10

| County | Kevyn Sopinski ✓ |
|--------|------------------|
| Total | 20,531 |
| Sarpy | 20,531 |

Director South Platte Natural Resources District

Subdistrict 2

| | |
|----------|---------------|
| County | Jim Johnson ✓ |
| Total | 596 |
| Cheyenne | 147 |
| Kimball | 449 |

Subdistrict 4

| | |
|----------|-----------------|
| County | Marc Sprenger ✓ |
| Total | 634 |
| Cheyenne | 634 |

Subdistrict 6

| | |
|----------|---------------------|
| County | Kathryn E. Narjes ✓ |
| Total | 568 |
| Cheyenne | 568 |

Director Tri-Basin Natural Resources District

Subdistrict 1

| | |
|--------|-------------------|
| County | G. Reed Philips ✓ |
| Total | 992 |
| Gosper | 636 |
| Phelps | 356 |

Subdistrict 2

| | |
|--------|-------------------|
| County | Edwin J. Harris ✓ |
| Total | 1,036 |
| Phelps | 1,036 |

Subdistrict 3

| | |
|---------|-------------------|
| County | Brian Bergstrom ✓ |
| Total | 968 |
| Kearney | 305 |
| Phelps | 663 |

Subdistrict 4

| | |
|--------|-------------|
| County | Joe Bilka ✓ |
| Total | 838 |
| Phelps | 838 |

Subdistrict 5

| | |
|---------|--|
| County | |
| Total | |
| Kearney | |

No Candidate Filed

Subdistrict 6

| | |
|---------|--------------------|
| County | David L. Raffety ✓ |
| Total | 884 |
| Kearney | 806 |
| Phelps | 78 |

At Large

| | |
|---------|----------------|
| County | Jeffrey Ryan ✓ |
| Total | 5,179 |
| Gosper | 605 |
| Kearney | 1,888 |
| Phelps | 2,686 |

Director Twin Platte Natural Resources District

Subdistrict 1

| County | Jon Walz ✓ |
|--------------|--------------|
| Total | 2,134 |
| Arthur | 180 |
| Lincoln | 1,860 |
| McPherson | 94 |

Subdistrict 2

| County | Joe S. Wahlgren ✓ |
|--------------|-------------------|
| Total | 3,018 |
| Lincoln | 3,018 |

Subdistrict 3

| County | Jake Tiedeman ✓ |
|--------------|-----------------|
| Total | 2,042 |
| Lincoln | 2,042 |

Subdistrict 4

| County | David Colvin ✓ |
|--------------|----------------|
| Total | 2,062 |
| Lincoln | 2,062 |

Subdistrict 5

| County | James Meisner ✓ |
|--------------|-----------------|
| Total | 2,255 |
| Keith | 2,255 |

At Large

| County | Eric M. Brown ✓ |
|--------------|-----------------|
| Total | 11,019 |
| Arthur | 165 |
| Keith | 2,065 |
| Lincoln | 8,705 |
| McPherson | 84 |

Director Upper Big Blue Natural Resources District

Subdistrict 1

| County | Larry K. Moore | Kevin W. Peterson ✓ |
|--------------|----------------|---------------------|
| Total | 7,044 | 7,495 |
| Adams | 348 | 365 |
| Butler | 383 | 268 |
| Clay | 528 | 475 |
| Fillmore | 659 | 638 |
| Hamilton | 1,195 | 1,281 |
| Polk | 566 | 746 |
| Saline | 37 | 47 |
| Seward | 1,758 | 1,869 |
| York | 1,570 | 1,806 |

Subdistrict 2

| County | Douglas Dickinson ✓ |
|--------------|---------------------|
| Total | 13,881 |
| Adams | 722 |
| Butler | 518 |
| Clay | 953 |
| Fillmore | 1,270 |
| Hamilton | 2,348 |
| Polk | 1,090 |
| Saline | 84 |
| Seward | 3,819 |
| York | 3,077 |

(Director Upper Big Blue Natural Resources District – Continued)

Subdistrict 3

| County | Bill Stahly ✓ |
|----------|---------------|
| Total | 13,609 |
| Adams | 717 |
| Butler | 503 |
| Clay | 951 |
| Fillmore | 1,258 |
| Hamilton | 2,331 |
| Polk | 1,070 |
| Saline | 90 |
| Seward | 3,681 |
| York | 3,008 |

Subdistrict 4

| County | Paul D. Weiss ✓ | Ben Heath |
|----------|-----------------|-----------|
| Total | 8,366 | 5,687 |
| Adams | 451 | 250 |
| Butler | 314 | 207 |
| Clay | 542 | 419 |
| Fillmore | 526 | 1,038 |
| Hamilton | 1,457 | 879 |
| Polk | 646 | 404 |
| Saline | 46 | 38 |
| Seward | 2,029 | 1,391 |
| York | 2,355 | 1,061 |

Subdistrict 5

| County | Micheal D. Nuss ✓ | Neal Hoff |
|----------|-------------------|-----------|
| Total | 8,092 | 5,647 |
| Adams | 345 | 590 |
| Butler | 238 | 266 |
| Clay | 847 | 295 |
| Fillmore | 959 | 373 |
| Hamilton | 1,497 | 878 |
| Polk | 583 | 455 |
| Saline | 55 | 28 |
| Seward | 1,725 | 1,558 |
| York | 1,843 | 1,204 |

Subdistrict 6

| County | Bill Kuehner ✓ |
|----------|----------------|
| Total | 13,478 |
| Adams | 732 |
| Butler | 485 |
| Clay | 965 |
| Fillmore | 1,233 |
| Hamilton | 2,688 |
| Polk | 1,039 |
| Saline | 79 |
| Seward | 3,338 |
| York | 2,919 |

Subdistrict 7

| County | Ronda L. Rich | Anthony J. Bohaty ✓ |
|----------|---------------|---------------------|
| Total | 7,306 | 8,607 |
| Adams | 400 | 356 |
| Butler | 180 | 435 |
| Clay | 497 | 592 |
| Fillmore | 815 | 636 |
| Hamilton | 1,328 | 1,428 |
| Polk | 563 | 595 |
| Saline | 43 | 47 |
| Seward | 1,472 | 2,665 |
| York | 2,008 | 1,853 |

Subdistrict 8

| County | Matthew Perry ✓ |
|----------|-----------------|
| Total | 13,480 |
| Adams | 709 |
| Butler | 512 |
| Clay | 950 |
| Fillmore | 1,240 |
| Hamilton | 2,371 |
| Polk | 1,103 |
| Saline | 85 |
| Seward | 3,445 |
| York | 3,065 |

At Large

| County | Eugene R. Ulmer | Teresa Otte ✓ |
|----------|-----------------|---------------|
| Total | 6,718 | 8,203 |
| Adams | 377 | 354 |
| Butler | 196 | 478 |
| Clay | 604 | 558 |
| Fillmore | 604 | 962 |
| Hamilton | 1,596 | 1,025 |
| Polk | 404 | 739 |
| Saline | 44 | 44 |
| Seward | 1,355 | 2,143 |
| York | 1,538 | 1,900 |

Director Upper Elkhorn Natural Resources District

Subdistrict 1

| | |
|--------|-----------------------|
| County | Trevor C. Gotschall ✓ |
| Total | 846 |
| Holt | 492 |
| Rock | 354 |

Subdistrict 2

| | | |
|--------|-------------------------------|-------------------------|
| County | John W. Vogel ✓ (Write-in) | Write-in Scatterings |
| Total | 5 | 46 |
| Holt | 5 | 46 |

Subdistrict 3

| | |
|--------|--------------|
| County | Marv Fritz ✓ |
| Total | 587 |
| Holt | 587 |

Subdistrict 4

| | |
|---------|---------------------|
| County | Tony A. Sanderson ✓ |
| Total | 693 |
| Holt | 656 |
| Wheeler | 37 |

Subdistrict 5

| | |
|----------|---------------|
| County | Kevin Blair ✓ |
| Total | 677 |
| Antelope | 415 |
| Holt | 262 |

Subdistrict 6

| | |
|----------|--------------|
| County | Aaron Rice ✓ |
| Total | 722 |
| Antelope | 722 |

Subdistrict 7

| | |
|----------|----------------------|
| County | Matthew D. Beckman ✓ |
| Total | 641 |
| Antelope | 641 |

At Large

| | |
|----------|-------------------------|
| County | Christopher J. Dierks ✓ |
| Total | 4,902 |
| Antelope | 1,706 |
| Holt | 2,822 |
| Rock | 330 |
| Wheeler | 44 |

Director Upper Loup Natural Resources District

Subdistrict 1

| | |
|--------|----------------|
| County | David Vinton ✓ |
| Total | 296 |
| Cherry | 53 |
| Grant | 243 |

Subdistrict 2

| | |
|--------|-----------------|
| County | John W. Kraye ✓ |
| Total | 388 |
| Cherry | 62 |
| Hooker | 326 |

Subdistrict 3

| | |
|--------|--------------------------|
| County | Christopher M. Higgins ✓ |
| Total | 371 |
| Cherry | 186 |
| Thomas | 185 |

Subdistrict 4 – Two Year Term

| | |
|--------|------------------|
| County | Tony R. Ruhter ✓ |
| Total | 266 |
| Blaine | 154 |
| Brown | 39 |
| Thomas | 73 |

Subdistrict 4 – Four Year Term

| | |
|--------|--|
| County | |
| Total | |
| Blaine | |
| Brown | |
| Thomas | |

No Candidate Filed

Subdistrict 5

| | |
|-----------|--------------------|
| County | Richard Burnside ✓ |
| Total | 380 |
| Logan | 308 |
| McPherson | 72 |

At Large

| | |
|-----------|------------------|
| County | Patrick Wright ✓ |
| Total | 1,507 |
| Blaine | 135 |
| Brown | 36 |
| Cherry | 266 |
| Grant | 215 |
| Hooker | 299 |
| Logan | 243 |
| McPherson | 68 |
| Thomas | 245 |

Director Upper Niobrara White Natural Resources District

Subdistrict 1

| County | Kevin Oligmueller ✓ |
|-----------|---------------------|
| Total | 6,726 |
| Box Butte | 2,854 |
| Dawes | 2,218 |
| Sheridan | 1,444 |
| Sioux | 210 |

Subdistrict 2

| County | Mike Strasburger ✓ |
|-----------|--------------------|
| Total | 6,717 |
| Box Butte | 2,635 |
| Dawes | 2,239 |
| Sheridan | 1,632 |
| Sioux | 211 |

Subdistrict 3

| County | David E. Kadlecsek ✓ |
|-----------|----------------------|
| Total | 6,620 |
| Box Butte | 2,543 |
| Dawes | 2,314 |
| Sheridan | 1,551 |
| Sioux | 212 |

Subdistrict 4

| County | Tod Dorshorst ✓ (Write-in) | Write-in Scatterings |
|-----------|-------------------------------|-------------------------|
| Total | 95 | 910 |
| Box Butte | 1 | 393 |
| Dawes | 59 | 277 |
| Sheridan | 35 | 199 |
| Sioux | 0 | 41 |

Subdistrict 5

| County | Nancy Fisher ✓ |
|-----------|----------------|
| Total | 6,494 |
| Box Butte | 2,521 |
| Dawes | 2,312 |
| Sheridan | 1,426 |
| Sioux | 235 |

At Large

| County | Steven M. Sandberg ✓ |
|-----------|----------------------|
| Total | 6,541 |
| Box Butte | 2,559 |
| Dawes | 2,253 |
| Sheridan | 1,519 |
| Sioux | 210 |

Director Upper Republican Natural Resources District

Subdistrict 2

| County | Terry Martin ✓ |
|--------|----------------|
| Total | 308 |
| Dundy | 308 |

Subdistrict 4

| County | Jason Kunkel ✓ |
|---------|----------------|
| Total | 307 |
| Chase | 217 |
| Perkins | 90 |

Subdistrict 6

| County | Dean Large ✓ |
|--------|--------------|
| Total | 314 |
| Chase | 314 |

Subdistrict 8

| County | Tyler Turner ✓ |
|---------|----------------|
| Total | 290 |
| Perkins | 290 |

Subdistrict 10

| County |
|---------|
| Total |
| Perkins |

No Candidate Filed

At Large

| County | Brock Stromberger ✓ | Brad K. Dixon |
|---------|------------------------|------------------|
| Total | 1,792 | 1,144 |
| Chase | 941 | 497 |
| Dundy | 327 | 352 |
| Perkins | 524 | 295 |

Metropolitan Utilities District of Omaha

Subdivision 6 – Six Year Term

| County | Mike McGowan ✓ | John S. McCollister |
|--------------|----------------|---------------------|
| Total | 14,209 | 13,713 |
| Douglas | 14,209 | 13,713 |

Subdivision 7 – Six Year Term

| County | Scott Murray | Bob Sidzyik ✓ |
|--------------|--------------|---------------|
| Total | 10,723 | 12,280 |
| Sarpy | 10,723 | 12,280 |

Public Power Districts

Six Year Term

Director Burt County Public Power District

At Large (Two Elected)

| County | Michael R. Williams ✓ | Greg N. Johnson ✓ | John M. Helzer |
|------------|-----------------------|-------------------|----------------|
| Total | 1,693 | 1,873 | 1,605 |
| Burt | 1,070 | 942 | 1,015 |
| Cuming | 2 | 3 | 1 |
| Dodge | 326 | 581 | 319 |
| Thurston | 170 | 205 | 186 |
| Washington | 125 | 142 | 84 |

Director Butler Public Power District

District 3

| County | Larry A. Dauel ✓ |
|----------|------------------|
| Total | 380 |
| Saunders | 380 |

District 4

| County | Mark J. Blazek ✓ |
|----------|------------------|
| Total | 356 |
| Saunders | 356 |

Director Cedar-Knox Public Power District

Subdivision 1

| County | Kenneth Eickhoff ✓ |
|--------|--------------------|
| Total | 1,198 |
| Cedar | 1,198 |

Subdivision 2

| County | Randy Papenhausen ✓ |
|--------|---------------------|
| Total | 1,210 |
| Cedar | 1,210 |

Subdivision 3

| County | Randy Carlson ✓ |
|--------|-----------------|
| Total | 1,285 |
| Knox | 1,285 |

Director Central Nebraska Public Power and Irrigation District

Dawson Subdivision

| | |
|--------|--------------|
| County | David Rowe ✓ |
| Total | 4,680 |
| Dawson | 4,680 |

Gosper Subdivision

| | |
|--------|---------------------|
| County | Geoffrey K. Bogle ✓ |
| Total | 686 |
| Gosper | 686 |

Kearney Subdivision

| | | | |
|---------|-------------------|----------------------------|-------------------------|
| County | David G. Nelson ✓ | Bjorn Tomsen (Write-in) | Write-in Scatterings |
| Total | 1,684 | 214 | 18 |
| Kearney | 1,684 | 214 | 18 |

Phelps Subdivision

| | | | | | |
|--------|---------------|----------------|--------------------|------------------------|-------------------|
| County | David R. Ford | Tye F. Carlson | Brent Soneson ✓ | David L. Wohlgemuth | Reed McClymont |
| Total | 536 | 630 | 849 | 487 | 791 |
| Phelps | 536 | 630 | 849 | 487 | 791 |

Director Chimney Rock Public Power District

At Large (Two Elected)

| | | | |
|--------------|-------------------|---------------------------------|-------------------------|
| County | Kevin Stuart ✓ | Corey Henkel ✓ (Write-in) | Write-in Scatterings |
| Total | 1,162 | 45 | 14 |
| Banner | 8 | 0 | 0 |
| Morrill | 515 | 42 | 7 |
| Scotts Bluff | 639 | 3 | 7 |

Director Cornhusker Public Power District

Subdivision 1

| | |
|---------|-----------------------|
| County | William J. Robinson ✓ |
| Total | 384 |
| Boone | 146 |
| Greeley | 203 |
| Wheeler | 35 |

Subdivision 6

| | |
|--------|----------------|
| County | Andy Daniels ✓ |
| Total | 399 |
| Platte | 399 |

Subdivision 7

| | |
|--------|---------------|
| County | Jon Gehring ✓ |
| Total | 389 |
| Platte | 389 |

Subdivision 9

| | |
|--------|--------------------|
| County | Lawrence Franzen ✓ |
| Total | 400 |
| Colfax | 400 |

Director Cuming County Public Power District

Subdivision 1

| County | Brad Petersen ✓ | Becky McGuire |
|---------------|-----------------|---------------|
| Total | 435 | 378 |
| Cuming | 431 | 376 |
| Stanton | 0 | 1 |
| Thurston | 0 | 0 |
| Wayne | 4 | 1 |

Subdivision 2

| County | Greg Strehle ✓ |
|---------------|----------------|
| Total | 850 |
| Colfax | 8 |
| Cuming | 582 |
| Dodge | 257 |
| Stanton | 3 |

Director Custer Public Power District

At Large (Two Elected)

| County | Sadye Taylor ✓ | Greg J. Smith ✓ |
|---------------|----------------|-----------------|
| Total | 2,283 | 2,608 |
| Blaine | 60 | 97 |
| Brown | 2 | 4 |
| Cherry | 37 | 45 |
| Custer | 1,241 | 1,442 |
| Dawson | 1 | 0 |
| Garfield | 1 | 1 |
| Hooker | 69 | 72 |
| Lincoln | 91 | 95 |
| Logan | 171 | 200 |
| Loup | 166 | 197 |
| McPherson | 119 | 125 |
| Sherman | 132 | 143 |
| Thomas | 193 | 187 |

Director Dawson Public Power District

Buffalo Subdivision

| County | David Dwiggins | Mary E. Wroblewski ✓ |
|----------------|----------------|----------------------|
| Total | 1,362 | 1,666 |
| Adams | 0 | 1 |
| Buffalo | 1,327 | 1,618 |
| Hall | 2 | 1 |
| Sherman | 33 | 46 |

Dawson Subdivision

| County | Tyler Kugler ✓ | Melissa Keller Thompson |
|---------------|----------------|-------------------------|
| Total | 1,690 | 1,399 |
| Buffalo | 214 | 145 |
| Custer | 26 | 25 |
| Dawson | 996 | 860 |
| Frontier | 93 | 108 |
| Gosper | 357 | 260 |
| Phelps | 4 | 1 |

Lincoln Subdivision

| County | David Pieper ✓ (Write-in) | Write-in Scatterings |
|--------------|------------------------------|----------------------|
| Total | 15 | 312 |
| Lincoln | 15 | 312 |

Director Elkhorn Rural Public Power District

Subdivision 1

| County | George Hunter Frisch ✓ |
|---------|------------------------|
| Total | 981 |
| Madison | 507 |
| Platte | 3 |
| Stanton | 471 |

Subdivision 2

| County | Jerrell Dolesh ✓ |
|---------|------------------|
| Total | 1,047 |
| Madison | 588 |
| Pierce | 459 |

Subdivision 3

| County | Joe Thiele ✓ |
|----------|--------------|
| Total | 1,446 |
| Antelope | 1,006 |
| Boone | 1 |
| Holt | 227 |
| Madison | 147 |
| Wheeler | 65 |

Director Howard Greeley Rural Public Power District

Subdivision 4 (Two Elected)

| County | Dennis D. Sperling | Brian Lukasiewicz ✓ | Dan Scheer ✓ | Troy Lukasiewicz |
|---------|--------------------|---------------------|--------------|------------------|
| Total | 352 | 639 | 531 | 390 |
| Howard | 352 | 633 | 530 | 390 |
| Merrick | 0 | 6 | 1 | 0 |

Subdivision 5 – Two Year Term

| County | Steve L. Wissing ✓ |
|---------|--------------------|
| Total | 523 |
| Hall | 22 |
| Howard | 492 |
| Merrick | 9 |

Director Imperial Public Power District

At Large (Two Elected)

| County | Eric H. Exum ✓ (Write-in) | Russell Pankonin ✓ (Write-in) | Write-in Scatterings |
|--------|------------------------------|----------------------------------|----------------------|
| Total | 5 | 12 | 75 |
| Chase | 5 | 12 | 75 |

At Large – Two Year Term

| County |
|--------|
| Total |
| Chase |

No Candidate Filed

Director KBR Rural Public Power District

Brown Subdivision

| | |
|--------|---------------|
| County | Keith Baker ✓ |
| Total | 420 |
| Brown | 420 |

Keya Paha Subdivision

| | |
|-----------|------------------|
| County | Lorraine Worth ✓ |
| Total | 318 |
| Keya Paha | 318 |

Rock Subdivision

| | |
|--------|----------------|
| County | Rod Stolpart ✓ |
| Total | 279 |
| Rock | 279 |

Director Loup River Public Power District

Subdivision 2

| | | |
|--------|-----------------|---------------|
| County | Alan D. Drozd ✓ | Ross A. Knott |
| Total | 1,180 | 1,092 |
| Boone | 650 | 767 |
| Nance | 530 | 325 |

Subdivision 3

| | | |
|--------|----------------|----------------|
| County | Jim Donoghue ✓ | Brian Oppliger |
| Total | 1,117 | 724 |
| Platte | 1,117 | 724 |

Subdivision 6

| | | |
|--------|--------------|-------------|
| County | Larry Zach ✓ | Chuck Gonka |
| Total | 3,126 | 2,692 |
| Platte | 3,126 | 2,692 |

Director Loup Valleys Rural Public Power District

At Large (Three Elected)

| | | | |
|----------|-------------------|---------------|---------------|
| County | Mike Cruikshank ✓ | Randy Wadas ✓ | Larry White ✓ |
| Total | 1,099 | 1,145 | 1,172 |
| Custer | 43 | 34 | 33 |
| Garfield | 12 | 14 | 16 |
| Greeley | 46 | 63 | 60 |
| Loup | 5 | 8 | 7 |
| Sherman | 248 | 223 | 230 |
| Valley | 622 | 667 | 695 |
| Wheeler | 123 | 136 | 131 |

At Large – Two Year Term

| | |
|----------|---------------|
| County | Al Kowalski ✓ |
| Total | 1,339 |
| Custer | 48 |
| Garfield | 89 |
| Greeley | 56 |
| Loup | 8 |
| Sherman | 277 |
| Valley | 713 |
| Wheeler | 148 |

Director McCook Public Power District

Subdivision 2

| County | Raymond Tillotson ✓ |
|--------------|---------------------|
| Total | 216 |
| Frontier | 191 |
| Gosper | 0 |
| Lincoln | 25 |

Subdivision 3 – Two Year Term

| County | Heath Bortner ✓ |
|--------------|-----------------|
| Total | 144 |
| Frontier | 130 |
| Hayes | 14 |

Subdivision 4

| County | Darren Pollmann ✓ |
|--------------|-------------------|
| Total | 282 |
| Red Willow | 282 |

Director Middle Loup Public Power and Irrigation District

Subdivision 2

| County | Rolland Stefka ✓ |
|--------------|------------------|
| Total | 84 |
| Custer | 75 |
| Valley | 9 |

Director Nebraska Public Power District

Subdivision 3

| County | Melissa Freeland | Derek Rusher ✓ |
|--------------|------------------|----------------|
| Total | 6,878 | 7,899 |
| Buffalo | 6,878 | 7,899 |

Subdivision 4

| County | Bill Hoyt | David Gale ✓ |
|--------------|--------------|--------------|
| Total | 6,868 | 8,419 |
| Frontier | 281 | 316 |
| Gosper | 335 | 312 |
| Hayes | 180 | 153 |
| Lincoln | 3,389 | 6,798 |
| Red Willow | 2,683 | 840 |

Subdivision 8

| County | Ron Mogul Jr. ✓ |
|--------------|-----------------|
| Total | 11,904 |
| Gage | 2,571 |
| Saline | 1,755 |
| Seward | 3,964 |
| York | 3,614 |

Subdivision 10

| County | Sue Fuchtman ✓ | Ben Temple |
|--------------|----------------|------------|
| Total | 8,514 | 7,091 |
| Antelope | 719 | 824 |
| Madison | 5,941 | 4,789 |
| Pierce | 625 | 560 |
| Stanton | 1,229 | 918 |

Director Norris Public Power District

Subdivision 2

| County | Dennis Hentzen ✓ | Darel Petersen |
|--------------|------------------|----------------|
| Total | 1,501 | 882 |
| Butler | 1 | 0 |
| Seward | 1,493 | 878 |
| York | 7 | 4 |

Subdivision 6

| County | Rodney Heinrichs ✓ |
|--------------|--------------------|
| Total | 1,602 |
| Thayer | 1,602 |

East Subdivision

| County | Gary L. Kroese ✓ |
|--------------|------------------|
| Total | 5,541 |
| Gage | 689 |
| Lancaster | 4,852 |

Director North Central Public Power District

Subdivision 3 – Four Year Term

| County | Linda Jedlicka ✓ |
|--------------|------------------|
| Total | 395 |
| Knox | 395 |

Subdivision 4

| County | Terry Strobe ✓ |
|--------------|----------------|
| Total | 1,830 |
| Antelope | 418 |
| Holt | 147 |
| Knox | 828 |
| Pierce | 437 |

Subdivision 7

| |
|--------------|
| County |
| Total |
| Pierce |

No Candidate Filed

Director North Loup River Public Power and Irrigation District

Subdistrict 3

| County | Corey Schaaf ✓ (Write-in) | Write-in Scatterings |
|--------------|------------------------------|----------------------|
| Total | 34 | 25 |
| Valley | 34 | 25 |

Subdistrict 5 – Two Year Term

| |
|--------------|
| County |
| Total |
| Loup |

No Candidate Filed

Director Northeast Nebraska Public Power District

District 1 – Two Year Term

| County | Kelly Hodson ✓ (Write-in) | Write-in Scatterings |
|--------------|------------------------------|----------------------|
| Total | 74 | 33 |
| Cedar | 0 | 0 |
| Knox | 0 | 0 |
| Pierce | 74 | 31 |
| Wayne | 0 | 2 |

District 4

| County | Paul J. Bodlak ✓ |
|--------------|------------------|
| Total | 582 |
| Dakota | 178 |
| Thurston | 341 |
| Wayne | 63 |

District 7

| County | Thomas M. Etter ✓ (Write-in) | Write-in Scatterings |
|--------------|---------------------------------|----------------------|
| Total | 98 | 129 |
| Dixon | 98 | 129 |

Director Northwest Rural Public Power District

Subdivision 1

| County | Gary R. Fuchser ✓ |
|--------------|-------------------|
| Total | 265 |
| Cherry | 34 |
| Sheridan | 231 |

Subdivision 2

| County | Kevin A. Christy ✓ |
|--------------|--------------------|
| Total | 789 |
| Dawes | 789 |

Subdivision 3 – Four Year Term

| County |
|--------------|
| Total |
| Sheridan |

No Candidate Filed

Subdivision 3 – Six Year Term

| County | Marcus Sandberg ✓ (Write-in) | Write-in Scatterings |
|--------------|---------------------------------|----------------------|
| Total | 12 | 16 |
| Sheridan | 12 | 16 |

Director Omaha Public Power District

Subdivision 4

| County | Matt Core ✓ | Jim Grotrian |
|--------------|---------------|---------------|
| Total | 19,544 | 18,809 |
| Cass | 3,122 | 3,496 |
| Johnson | 370 | 961 |
| Nemaha | 294 | 849 |
| Otoe | 1,085 | 1,695 |
| Pawnee | 183 | 209 |
| Richardson | 1,079 | 1,285 |
| Sarpy | 13,411 | 10,314 |

Subdivision 5

| County | Craig Moody ✓ | Kevin Ryan |
|--------------|---------------|---------------|
| Total | 18,805 | 12,779 |
| Douglas | 18,805 | 12,779 |

Director Perennial Public Power District

Subdivision 2

| County | Dan Hendrickson ✓ (Write-in) | Write-in Scatterings |
|----------|---------------------------------|----------------------|
| Total | 6 | 67 |
| Clay | 0 | 2 |
| Fillmore | 6 | 65 |

At Large – Two Year Term

| County | Matthew J. Clark ✓ |
|----------|--------------------|
| Total | 2,556 |
| Clay | 7 |
| Fillmore | 995 |
| Hamilton | 50 |
| Seward | 2 |
| York | 1,502 |

At Large – Six Year Term

| County | Steven L. Wright ✓ |
|----------|--------------------|
| Total | 2,532 |
| Clay | 8 |
| Fillmore | 987 |
| Hamilton | 49 |
| Seward | 2 |
| York | 1,486 |

Director Polk County Rural Public Power District

Subdivision 1 (Two Elected)

| County | Robert Lindburg ✓ |
|----------|-------------------|
| Total | 585 |
| Hamilton | 12 |
| Polk | 569 |
| York | 4 |

Subdivision 2

| County | Douglas R. Burritt | Bill Kropatsch ✓ |
|--------|--------------------|------------------|
| Total | 310 | 602 |
| Butler | 1 | 2 |
| Polk | 305 | 597 |
| Seward | 0 | 0 |
| York | 4 | 3 |

Director Roosevelt Public Power District

Subdivision 2

| County | Wesley Ullrich ✓ |
|--------------|------------------|
| Total | 191 |
| Scotts Bluff | 191 |

Subdivision 4

| County | Ralph Hilyard ✓ |
|--------------|-----------------|
| Total | 240 |
| Scotts Bluff | 240 |

Director South Central Public Power District

Subdivision 1

| County | Neal Carpenter ✓ |
|----------|------------------|
| Total | 456 |
| Clay | 452 |
| Hamilton | 4 |

Subdivision 3

| County | Jim Hoffman ✓ |
|----------|---------------|
| Total | 346 |
| Adams | 90 |
| Nuckolls | 117 |
| Webster | 139 |

Subdivision 5

| County | Philip Wehrman ✓ |
|----------|------------------|
| Total | 375 |
| Nuckolls | 340 |
| Webster | 35 |

Director Southern Public Power District

Subdivision 1

| County | Rick Bergman ✓ |
|--------|----------------|
| Total | 1,207 |
| Dawson | 0 |
| Gosper | 0 |
| Phelps | 1,207 |

Subdivision 3

| County | Arlon Jacobitz ✓ |
|--------|------------------|
| Total | 1,776 |
| Adams | 1,686 |
| Clay | 90 |

Subdivision 4 – Two Year Term

| County | Robert Kieborz ✓ |
|---------|------------------|
| Total | 2,004 |
| Buffalo | 13 |
| Hall | 1,991 |

Subdivision 4 – Six Year Term

| County | Curtis D. Rohrich ✓ |
|---------|---------------------|
| Total | 2,048 |
| Buffalo | 13 |
| Hall | 2,035 |

Subdivision 6

| County | Joe Gustafson ✓ |
|----------|-----------------|
| Total | 1,521 |
| Hamilton | 1,517 |
| York | 4 |

Director Southwest Public Power District

Subdistrict 2

| County | Blaine Stinson ✓ | Bart Monnahan |
|-----------|------------------|---------------|
| Total | 399 | 158 |
| Frontier | 2 | 0 |
| Hayes | 252 | 70 |
| Hitchcock | 145 | 88 |

Subdistrict 3

| County | Rod Spencer ✓ |
|------------|---------------|
| Total | 499 |
| Hitchcock | 324 |
| Red Willow | 175 |

Director Stanton County Public Power District

At Large (Two Elected)

| County | John R. Gall ✓ | Douglas Oertwich ✓ |
|--------------|-------------------|-----------------------|
| Total | 1,053 | 985 |
| Colfax | 1 | 1 |
| Stanton | 1,052 | 982 |
| Wayne | 0 | 2 |

Director Twin Valleys Public Power District

Subdivision 1

| County | David S. Black ✓ |
|--------------|------------------|
| Total | 856 |
| Furnas | 93 |
| Gosper | 11 |
| Harlan | 665 |
| Phelps | 87 |

Subdivision 3

| County | Tyler J. Ruf ✓ |
|--------------|----------------|
| Total | 585 |
| Frontier | 56 |
| Furnas | 439 |
| Gosper | 58 |
| Red Willow | 32 |

Director Wheat Belt Public Power District

South Subdivision (Three Elected)

| County | Brian Zimmerman ✓ | Sean Blackburn | Jennifer M. Eckhardt ✓ | Collin R. Anderson ✓ |
|--------------|----------------------|-------------------|---------------------------|-------------------------|
| Total | 682 | 496 | 597 | 533 |
| Cheyenne | 496 | 403 | 487 | 455 |
| Deuel | 186 | 93 | 110 | 78 |

Reclamation Districts

Six Year Term

Loup Basin Reclamation District

Subdivision 1

| | |
|--------|-----------------|
| County | Darwin R. Lee ✓ |
| Total | 888 |
| Howard | 888 |

Subdivision 2

| | | |
|---------|-----------------------------------|-------------------------|
| County | Leonard Wardyn ✓ (Write-in) | Write-in Scatterings |
| Total | 12 | 14 |
| Howard | 12 | 10 |
| Sherman | 0 | 4 |

Subdivision 3

| | |
|--------|--------------------|
| County | Neil A. Davidson ✓ |
| Total | 278 |
| Custer | 272 |
| Valley | 6 |

Twin Loups Reclamation District

Subdivision 3

| | |
|---------|----------------|
| County | Jerry Jensen ✓ |
| Total | 257 |
| Greeley | 130 |
| Valley | 127 |

Educational Service Units

Educational Service Unit No. 1

District 1

| | |
|--------|------------------------|
| County | Josiah J. Boneschans ✓ |
| Total | 491 |
| Dakota | 491 |

District 3

| | |
|--------|-----------------|
| County | Jim Gunsolley ✓ |
| Total | 791 |
| Dakota | 791 |

District 5

| | |
|----------|----------------|
| County | Susan Strahm ✓ |
| Total | 665 |
| Cuming | 48 |
| Thurston | 617 |

District 7

| | |
|---------|----------------|
| County | Tucker Hight ✓ |
| Total | 3,299 |
| Cedar | 1,910 |
| Pierce | 64 |
| Stanton | 0 |
| Wayne | 1,325 |

District 9

| | |
|----------|-----------------------|
| County | Tabitha A. Gilsdorf ✓ |
| Total | 2,170 |
| Antelope | 32 |
| Holt | 0 |
| Knox | 2,138 |
| Pierce | 0 |

Educational Service Unit No. 2

District 1

| | |
|------------|-----------------|
| County | Matt Connealy ✓ |
| Total | 2,689 |
| Burt | 2,132 |
| Cuming | 201 |
| Dodge | 0 |
| Thurston | 57 |
| Washington | 299 |

District 3

| | |
|------------|--------------------|
| County | Harlan Schrieber ✓ |
| Total | 3,050 |
| Colfax | 3 |
| Dodge | 2,011 |
| Saunders | 752 |
| Washington | 284 |

District 5

| | |
|-----------|------------------|
| County | Corrine Forbes ✓ |
| Total | 2,929 |
| Butler | 2 |
| Lancaster | 603 |
| Saunders | 2,309 |
| Seward | 15 |

District 7

| | |
|--------|------------------|
| County | Richard McGill ✓ |
| Total | 1,746 |
| Dodge | 1,746 |

Educational Service Unit No. 3

District 1

| | | | |
|------------|---------------|--|--|
| County | Stan Turner ✓ | | |
| Total | 13,825 | | |
| Dodge | 56 | | |
| Douglas | 8,774 | | |
| Washington | 4,995 | | |

District 3

| | | | |
|---------|------------------|---------------|------------|
| County | Sean M. Fennessy | Marla Fries ✓ | Tyler Gloe |
| Total | 3,145 | 7,188 | 2,795 |
| Douglas | 3,145 | 7,188 | 2,795 |

District 5

| | | | |
|---------|--------------|--|--|
| County | Brett Kuhn ✓ | | |
| Total | 13,145 | | |
| Douglas | 6,844 | | |
| Sarpy | 6,301 | | |

District 7

| | | | |
|---------|------------------|--|--|
| County | Brenda Sherman ✓ | | |
| Total | 14,103 | | |
| Cass | 5,539 | | |
| Douglas | 5,639 | | |
| Otoe | 11 | | |
| Sarpy | 2,914 | | |

Educational Service Unit No. 4

District 1

| | | |
|------------|------------------|--|
| County | Terry L. Clark ✓ | |
| Total | 1,026 | |
| Richardson | 1,026 | |

District 3

| | | |
|---------|--------------|--|
| County | Jeff Bacon ✓ | |
| Total | 1,377 | |
| Gage | 94 | |
| Johnson | 610 | |
| Pawnee | 673 | |

District 5

| | | |
|---------|------------------------|--|
| County | Mary L. Stewart Lyon ✓ | |
| Total | 917 | |
| Johnson | 482 | |
| Nemaha | 435 | |

District 7

| | | |
|--------|-----------------|--|
| County | Susan LeGrand ✓ | |
| Total | 1,407 | |
| Cass | 155 | |
| Otoe | 1,252 | |

District 9

| | | |
|--------|----------------------|--|
| County | Faye Allison Hayes ✓ | |
| Total | 869 | |
| Nemaha | 221 | |
| Otoe | 648 | |

Educational Service Unit No. 5

District 1

| County | Betty J. Meyer ✓ |
|----------|------------------|
| Total | 1,429 |
| Clay | 0 |
| Fillmore | 0 |
| Nuckolls | 73 |
| Thayer | 1,356 |

District 3

| County | Timothy D. McAllister ✓ |
|-----------|-------------------------|
| Total | 1,416 |
| Jefferson | 1,416 |

District 5

| County | Carla J. Loemker ✓ |
|-----------|--------------------|
| Total | 1,265 |
| Gage | 1,033 |
| Johnson | 9 |
| Lancaster | 4 |
| Otoe | 2 |
| Saline | 217 |

District 7

| County | Duane W. Smith ✓ |
|--------|------------------|
| Total | 1,242 |
| Gage | 1,242 |

Educational Service Unit No. 6

District 1

| County | Chuck Evans ✓ |
|--------|---------------|
| Total | 2,413 |
| Butler | 11 |
| Saline | 727 |
| Seward | 1,675 |

District 3

| County | Jan Myers ✓ |
|----------|-------------|
| Total | 2,851 |
| Clay | 24 |
| Fillmore | 1,487 |
| Hamilton | 74 |
| Saline | 425 |
| Thayer | 8 |
| York | 833 |

District 5

| County | Eric G. Malina ✓ |
|-----------|------------------|
| Total | 3,359 |
| Gage | 131 |
| Lancaster | 3,113 |
| Otoe | 115 |

District 7

| County | Sandra Blankenship ✓ |
|-----------|----------------------|
| Total | 3,433 |
| Cass | 642 |
| Lancaster | 2,785 |
| Saunders | 6 |

Educational Service Unit No. 7

District 1

| | |
|----------|-----------------------|
| County | Richard L. Stephens ✓ |
| Total | 2,482 |
| Antelope | 0 |
| Boone | 1,442 |
| Madison | 7 |
| Platte | 1,033 |

District 3

| | |
|---------|----------------------|
| County | Jennifer L. Miller ✓ |
| Total | 1,506 |
| Merrick | 247 |
| Nance | 657 |
| Platte | 602 |

District 5

| | |
|--------|--------------|
| County | Jack Young ✓ |
| Total | 1,377 |
| Platte | 1,377 |

District 7

| | |
|--------|--------------|
| County | Dan Hoesly ✓ |
| Total | 830 |
| Butler | 20 |
| Platte | 810 |

District 9

| | |
|--------|--------------------|
| County | Joyce A. Baumert ✓ |
| Total | 668 |
| Colfax | 668 |

District 11

| | |
|--------|---------------------|
| County | Donald L. Ellison ✓ |
| Total | 1,675 |
| Butler | 224 |
| Polk | 1,332 |
| York | 119 |

Educational Service Unit No. 8

District 1

| | |
|--------|---------------------|
| County | Craig G. Brewster ✓ |
| Total | 1,852 |
| Boyd | 623 |
| Holt | 1,210 |
| Knox | 19 |

District 3

| | |
|----------|-------------------|
| County | Gary D. Arehart ✓ |
| Total | 1,821 |
| Antelope | 296 |
| Boone | 62 |
| Madison | 1,379 |
| Platte | 84 |

District 5

| | |
|----------|--|
| County | |
| Total | |
| Antelope | |
| Boone | |
| Knox | |
| Madison | |

No Candidate Filed

District 7

| | |
|---------|-----------------|
| County | Troy Berryman ✓ |
| Total | 1,436 |
| Madison | 1,436 |

District 9

| | |
|---------|--------------------|
| County | Wende L. Heckert ✓ |
| Total | 1,703 |
| Madison | 1,703 |

Educational Service Unit No. 9

District 1

| County | Debra Adams ✓ |
|----------|---------------|
| Total | 1,337 |
| Adams | 773 |
| Franklin | 84 |
| Hall | 12 |
| Kearney | 30 |
| Webster | 438 |

District 3

| County | Scott B. Boyles ✓ |
|----------|-------------------|
| Total | 2,073 |
| Adams | 15 |
| Clay | 487 |
| Nuckolls | 1,120 |
| Thayer | 0 |
| Webster | 451 |

District 5

| County | Danna Wolford ✓ |
|--------|-----------------|
| Total | 1,670 |
| Adams | 1,670 |

District 7

| County | Rhonda Fleischer ✓ |
|--------|--------------------|
| Total | 944 |
| Adams | 944 |

Educational Service Unit No. 10

District 1

| County | Dale Naprstek ✓ |
|----------|-----------------|
| Total | 4,766 |
| Blaine | 124 |
| Boone | 202 |
| Brown | 1 |
| Custer | 495 |
| Garfield | 504 |
| Greeley | 521 |
| Hall | 67 |
| Holt | 8 |
| Howard | 1,015 |
| Loup | 216 |
| Merrick | 260 |
| Nance | 45 |
| Thomas | 30 |
| Valley | 1,278 |
| Wheeler | 0 |

District 3

| County | Kay Grimminger ✓ |
|--------|------------------|
| Total | 2,955 |
| Hall | 2,955 |

District 5

| County | Marilyn P. Bohn ✓ |
|---------|-------------------|
| Total | 4,434 |
| Adams | 1 |
| Buffalo | 2,101 |
| Custer | 364 |
| Hall | 833 |
| Howard | 338 |
| Kearney | 41 |
| Sherman | 756 |

District 7

| County | Ronald H. Tuttle ✓ |
|---------|--------------------|
| Total | 3,750 |
| Buffalo | 3,638 |
| Kearney | 112 |

District 9

| County | Karen Harmony ✓ |
|---------|-----------------|
| Total | 4,395 |
| Buffalo | 1,505 |
| Custer | 1,684 |
| Dawson | 1,090 |
| Logan | 34 |
| Phelps | 82 |

Educational Service Unit No. 11

District 1

| | |
|----------|-------------------|
| County | Kim R. Scoville ✓ |
| Total | 1,041 |
| Dawson | 228 |
| Frontier | 277 |
| Gosper | 527 |
| Lincoln | 9 |

District 3

| | |
|--------|----------------------|
| County | *No Candidate Filed* |
| Total | |
| Phelps | |

District 5

| | |
|---------|----------------------|
| County | *No Candidate Filed* |
| Total | |
| Kearney | |
| Phelps | |

District 7

| | |
|------------|-------------------|
| County | George Probasco ✓ |
| Total | 1,027 |
| Furnas | 999 |
| Red Willow | 28 |

District 9

| | |
|---------|--------------------|
| County | Galen Kronhofman ✓ |
| Total | 1,066 |
| Harlan | 718 |
| Kearney | 152 |
| Phelps | 196 |

Educational Service Unit No. 13

District 1

| | |
|--------------|-------------------|
| County | Timothy C. Horn ✓ |
| Total | 1,865 |
| Box Butte | 1,140 |
| Scotts Bluff | 318 |
| Sheridan | 63 |
| Sioux | 344 |

District 3

| | |
|----------|-----------------------|
| County | Caroline Winchester ✓ |
| Total | 1,823 |
| Dawes | 1,754 |
| Sheridan | 69 |

District 5

| | |
|--------------|---------------|
| County | Mark Sinner ✓ |
| Total | 1,704 |
| Scotts Bluff | 1,704 |

District 7

| | |
|--------------|----------------------|
| County | William D. Knapper ✓ |
| Total | 947 |
| Scotts Bluff | 947 |

District 9

| | |
|--------------|--------------|
| County | Diane Coon ✓ |
| Total | 1,950 |
| Morrill | 660 |
| Scotts Bluff | 1,290 |

District 11

| | |
|----------|-----------------|
| County | Casper Ningen ✓ |
| Total | 1,528 |
| Cheyenne | 1,528 |

Educational Service Unit No. 15

District 1

| | |
|--------|---------------|
| County | Cheri Burke ✓ |
| Total | 781 |
| Chase | 781 |

District 3

| | |
|-----------|-------------------|
| County | Allison Sandman ✓ |
| Total | 647 |
| Chase | 470 |
| Hayes | 90 |
| Hitchcock | 87 |
| Perkins | 0 |

District 5

| | |
|------------|--|
| County | |
| Total | |
| Frontier | |
| Furnas | |
| Red Willow | |

No Candidate Filed

District 7

| | |
|------------|--------------------|
| County | Jesse L. Stevens ✓ |
| Total | 676 |
| Red Willow | 676 |

District 9

| | |
|------------|--|
| County | |
| Total | |
| Red Willow | |

No Candidate Filed

Educational Service Unit No. 16

District 1

| | |
|---------|-------------------|
| County | Julie Boettcher ✓ |
| Total | 1,341 |
| Lincoln | 1,341 |

District 3

| | |
|---------|----------------|
| County | Bill McGahan ✓ |
| Total | 915 |
| Lincoln | 915 |

District 5

| | |
|---------|------------------|
| County | Nikki Bergeron ✓ |
| Total | 717 |
| Lincoln | 717 |

District 7

| | |
|---------|-------------|
| County | Mel McNea ✓ |
| Total | 1,542 |
| Lincoln | 1,542 |

District 9

| | |
|---------|--------------|
| County | Judy Seger ✓ |
| Total | 1,185 |
| Chase | 11 |
| Hayes | 8 |
| Keith | 148 |
| Lincoln | 188 |
| Perkins | 830 |

District 11

| | |
|--------|---------------|
| County | John Frates ✓ |
| Total | 1,199 |
| Deuel | 369 |
| Garden | 2 |
| Keith | 828 |

Educational Service Unit No. 17

District 1

| |
|-----------|
| County |
| Total |
| Boyd |
| Brown |
| Keya Paha |

No Candidate Filed

District 3

| | |
|--------|---------------|
| County | Lisa Chohon ✓ |
| Total | 414 |
| Brown | 414 |

District 5

| | |
|--------|------------------|
| County | Jean L. Pinney ✓ |
| Total | 447 |
| Brown | 54 |
| Cherry | 393 |

District 7

| | |
|--------|-----------------|
| County | Mark Ormesher ✓ |
| Total | 421 |
| Cherry | 421 |

Proposed Amendment No. 1

A constitutional amendment to authorize any city, county, or other political subdivision owning or operating an airport to expend its revenues for the public purpose of developing or encouraging the development of new or expanded regularly scheduled commercial passenger air service at such airport.

| County | For ✓ | Against |
|-----------|---------|---------|
| Total | 481,702 | 129,699 |
| Adams | 7,913 | 1,580 |
| Antelope | 1,471 | 623 |
| Arthur | 155 | 62 |
| Banner | 255 | 71 |
| Blaine | 122 | 51 |
| Boone | 1,777 | 429 |
| Box Butte | 2,641 | 513 |
| Boyd | 464 | 189 |
| Brown | 888 | 264 |
| Buffalo | 12,689 | 2,023 |
| Burt | 1,742 | 740 |
| Butler | 2,249 | 728 |
| Cass | 7,258 | 2,824 |
| Cedar | 2,349 | 1,066 |
| Chase | 1,068 | 302 |
| Cherry | 1,860 | 506 |
| Cheyenne | 2,320 | 745 |
| Clay | 1,925 | 526 |
| Colfax | 1,540 | 541 |
| Cuming | 1,962 | 692 |
| Custer | 2,978 | 859 |
| Dakota | 2,483 | 774 |
| Dawes | 2,512 | 487 |
| Dawson | 4,079 | 964 |
| Deuel | 520 | 156 |
| Dixon | 1,414 | 597 |
| Dodge | 7,565 | 2,808 |
| Douglas | 139,951 | 36,245 |
| Dundy | 476 | 201 |
| Fillmore | 1,545 | 525 |
| Franklin | 767 | 279 |
| Frontier | 716 | 226 |
| Furnas | 1,292 | 415 |
| Gage | 5,587 | 1,673 |
| Garden | 617 | 198 |
| Garfield | 482 | 187 |
| Gosper | 609 | 142 |
| Grant | 186 | 60 |
| Greeley | 620 | 197 |
| Hall | 12,054 | 2,182 |
| Hamilton | 2,922 | 758 |
| Harlan | 921 | 338 |
| Hayes | 258 | 87 |
| Hitchcock | 682 | 240 |
| Holt | 2,804 | 754 |
| Hooker | 237 | 69 |

| County | For ✓ | Against |
|--------------|--------|---------|
| Howard | 1,567 | 542 |
| Jefferson | 1,914 | 495 |
| Johnson | 1,059 | 344 |
| Kearney | 1,851 | 469 |
| Keith | 2,047 | 604 |
| Keya Paha | 221 | 128 |
| Kimball | 967 | 286 |
| Knox | 2,372 | 861 |
| Lancaster | 87,699 | 17,410 |
| Lincoln | 9,516 | 1,947 |
| Logan | 212 | 85 |
| Loup | 221 | 60 |
| Madison | 8,346 | 2,520 |
| McPherson | 137 | 63 |
| Merrick | 2,254 | 742 |
| Morrill | 1,417 | 383 |
| Nance | 758 | 310 |
| Nemaha | 1,510 | 614 |
| Nuckolls | 1,107 | 233 |
| Otoe | 3,739 | 1,507 |
| Pawnee | 699 | 249 |
| Perkins | 814 | 225 |
| Phelps | 2,630 | 611 |
| Pierce | 1,759 | 734 |
| Platte | 7,586 | 2,245 |
| Polk | 1,318 | 475 |
| Red Willow | 3,022 | 702 |
| Richardson | 2,022 | 696 |
| Rock | 370 | 159 |
| Saline | 2,521 | 810 |
| Sarpy | 44,634 | 14,526 |
| Saunders | 6,215 | 2,405 |
| Scotts Bluff | 7,918 | 1,464 |
| Seward | 4,481 | 1,469 |
| Sheridan | 1,272 | 477 |
| Sherman | 813 | 277 |
| Sioux | 361 | 122 |
| Stanton | 1,730 | 509 |
| Thayer | 1,522 | 409 |
| Thomas | 207 | 67 |
| Thurston | 798 | 315 |
| Valley | 1,274 | 356 |
| Washington | 5,179 | 2,839 |
| Wayne | 2,152 | 661 |
| Webster | 832 | 339 |
| Wheeler | 214 | 89 |
| York | 3,520 | 970 |

Initiative Measure 432

Shall the Nebraska Constitution be amended to require that, before casting a ballot in any election, a qualified voter shall present valid photographic identification in a manner specified by the Legislature?

| County | For ✓ | Against |
|--------------|----------------|---------|
| Total | 432,028 | 228,031 |
| Adams | 7,333 | 2,819 |
| Antelope | 1,976 | 395 |
| Arthur | 214 | 26 |
| Banner | 317 | 41 |
| Blaine | 164 | 38 |
| Boone | 1,930 | 580 |
| Box Butte | 2,617 | 687 |
| Boyd | 730 | 138 |
| Brown | 1,012 | 215 |
| Buffalo | 12,164 | 3,654 |
| Burt | 2,064 | 688 |
| Butler | 2,730 | 630 |
| Cass | 8,272 | 2,944 |
| Cedar | 2,943 | 855 |
| Chase | 1,252 | 226 |
| Cherry | 2,149 | 425 |
| Cheyenne | 2,767 | 547 |
| Clay | 2,183 | 537 |
| Colfax | 1,878 | 428 |
| Cuming | 2,499 | 611 |
| Custer | 3,565 | 725 |
| Dakota | 2,869 | 639 |
| Dawes | 2,229 | 932 |
| Dawson | 4,431 | 1,027 |
| Deuel | 594 | 120 |
| Dixon | 1,672 | 618 |
| Dodge | 8,240 | 3,097 |
| Douglas | 100,603 | 87,293 |
| Dundy | 621 | 118 |
| Fillmore | 1,738 | 649 |
| Franklin | 958 | 198 |
| Frontier | 856 | 194 |
| Furnas | 1,565 | 292 |
| Gage | 5,327 | 2,545 |
| Garden | 706 | 186 |
| Garfield | 670 | 94 |
| Gosper | 669 | 161 |
| Grant | 234 | 36 |
| Greeley | 762 | 210 |
| Hall | 11,343 | 3,696 |
| Hamilton | 3,188 | 866 |
| Harlan | 1,114 | 268 |
| Hayes | 329 | 47 |
| Hitchcock | 891 | 148 |
| Holt | 3,357 | 592 |
| Hooker | 306 | 54 |

| County | For ✓ | Against |
|--------------|--------|---------|
| Howard | 1,907 | 480 |
| Jefferson | 1,936 | 676 |
| Johnson | 1,107 | 490 |
| Kearney | 2,014 | 507 |
| Keith | 2,352 | 480 |
| Keya Paha | 370 | 37 |
| Kimball | 1,082 | 222 |
| Knox | 2,788 | 816 |
| Lancaster | 59,273 | 53,621 |
| Lincoln | 9,346 | 2,649 |
| Logan | 286 | 46 |
| Loup | 264 | 66 |
| Madison | 9,322 | 2,281 |
| McPherson | 186 | 32 |
| Merrick | 2,567 | 705 |
| Morrill | 1,585 | 370 |
| Nance | 995 | 246 |
| Nemaha | 1,737 | 587 |
| Nuckolls | 1,249 | 270 |
| Otoe | 4,230 | 1,492 |
| Pawnee | 789 | 276 |
| Perkins | 923 | 180 |
| Phelps | 3,029 | 617 |
| Pierce | 2,429 | 401 |
| Platte | 8,951 | 1,961 |
| Polk | 1,583 | 413 |
| Red Willow | 3,331 | 639 |
| Richardson | 2,199 | 728 |
| Rock | 477 | 93 |
| Saline | 2,618 | 1,051 |
| Sarpy | 41,879 | 21,868 |
| Saunders | 7,254 | 2,175 |
| Scotts Bluff | 7,616 | 2,157 |
| Seward | 5,003 | 1,616 |
| Sheridan | 1,623 | 241 |
| Sherman | 944 | 259 |
| Sioux | 432 | 89 |
| Stanton | 1,970 | 454 |
| Thayer | 1,720 | 463 |
| Thomas | 268 | 42 |
| Thurston | 852 | 375 |
| Valley | 1,421 | 348 |
| Washington | 6,677 | 2,003 |
| Wayne | 2,296 | 717 |
| Webster | 1,040 | 256 |
| Wheeler | 288 | 66 |
| York | 3,789 | 1,181 |

Initiative Measure 433

Shall the Nebraska statute establishing a minimum wage for employees be amended to increase the state minimum wage from nine dollars (\$9.00) per hour to ten dollars and fifty cents (\$10.50) per hour on January 1, 2023, to twelve dollars (\$12.00) per hour on January 1, 2024, to thirteen dollars and fifty cents (\$13.50) per hour on January 1, 2025, and to fifteen dollars (\$15.00) per hour on January 1, 2026, to be adjusted annually thereafter to account for increases in the cost of living?

| County | For <input checked="" type="checkbox"/> | Against |
|-----------|---|---------|
| Total | 386,756 | 272,603 |
| Adams | 5,355 | 4,778 |
| Antelope | 994 | 1,381 |
| Arthur | 94 | 141 |
| Banner | 149 | 210 |
| Blaine | 61 | 137 |
| Boone | 1,238 | 1,281 |
| Box Butte | 1,847 | 1,468 |
| Boyd | 345 | 523 |
| Brown | 572 | 650 |
| Buffalo | 7,600 | 8,170 |
| Burt | 1,511 | 1,240 |
| Butler | 1,604 | 1,799 |
| Cass | 6,120 | 5,080 |
| Cedar | 1,668 | 2,113 |
| Chase | 633 | 845 |
| Cherry | 1,069 | 1,468 |
| Cheyenne | 1,682 | 1,605 |
| Clay | 1,194 | 1,544 |
| Colfax | 1,089 | 1,211 |
| Cuming | 1,562 | 1,538 |
| Custer | 1,707 | 2,607 |
| Dakota | 2,188 | 1,310 |
| Dawes | 1,689 | 1,456 |
| Dawson | 2,745 | 2,706 |
| Deuel | 395 | 316 |
| Dixon | 1,129 | 1,143 |
| Dodge | 6,396 | 4,934 |
| Douglas | 128,492 | 59,289 |
| Dundy | 354 | 379 |
| Fillmore | 1,135 | 1,232 |
| Franklin | 550 | 614 |
| Frontier | 462 | 592 |
| Furnas | 892 | 960 |
| Gage | 4,163 | 3,705 |
| Garden | 457 | 424 |
| Garfield | 291 | 473 |
| Gosper | 366 | 471 |
| Grant | 106 | 160 |
| Greeley | 503 | 484 |
| Hall | 7,918 | 7,189 |
| Hamilton | 1,736 | 2,325 |
| Harlan | 626 | 757 |
| Hayes | 118 | 256 |
| Hitchcock | 413 | 625 |
| Holt | 1,898 | 2,062 |
| Hooker | 164 | 184 |

| County | For <input checked="" type="checkbox"/> | Against |
|--------------|---|---------|
| Howard | 1,084 | 1,312 |
| Jefferson | 1,395 | 1,245 |
| Johnson | 839 | 751 |
| Kearney | 1,141 | 1,384 |
| Keith | 1,464 | 1,339 |
| Keya Paha | 143 | 269 |
| Kimball | 728 | 567 |
| Knox | 1,704 | 1,911 |
| Lancaster | 73,121 | 39,752 |
| Lincoln | 6,378 | 5,561 |
| Logan | 85 | 237 |
| Loup | 140 | 186 |
| Madison | 5,706 | 5,791 |
| McPherson | 78 | 137 |
| Merrick | 1,507 | 1,795 |
| Morrill | 952 | 983 |
| Nance | 612 | 632 |
| Nemaha | 1,234 | 1,091 |
| Nuckolls | 686 | 848 |
| Otoe | 3,016 | 2,697 |
| Pawnee | 485 | 577 |
| Perkins | 512 | 580 |
| Phelps | 1,560 | 2,074 |
| Pierce | 1,095 | 1,712 |
| Platte | 4,957 | 5,884 |
| Polk | 865 | 1,129 |
| Red Willow | 1,784 | 2,162 |
| Richardson | 1,666 | 1,257 |
| Rock | 266 | 320 |
| Saline | 1,923 | 1,769 |
| Sarpy | 38,996 | 24,573 |
| Saunders | 4,686 | 4,731 |
| Scotts Bluff | 5,674 | 4,090 |
| Seward | 3,117 | 3,502 |
| Sheridan | 780 | 1,082 |
| Sherman | 575 | 639 |
| Sioux | 204 | 307 |
| Stanton | 1,112 | 1,290 |
| Thayer | 957 | 1,216 |
| Thomas | 118 | 191 |
| Thurston | 749 | 488 |
| Valley | 748 | 1,046 |
| Washington | 4,275 | 4,418 |
| Wayne | 1,454 | 1,540 |
| Webster | 546 | 766 |
| Wheeler | 128 | 221 |
| York | 2,231 | 2,716 |

Historical Tabulation of Votes Cast in General Elections

Total Votes Cast at General Election

| | | | |
|------------------------|---------|-----------------------|---------|
| November 5, 1907 | 203,934 | November 3, 1936..... | 617,066 |
| November 3, 1908 | 271,491 | November 8, 1938..... | 507,471 |
| November 2, 1909 | 207,575 | November 5, 1940..... | 623,781 |
| November 8, 1910 | 243,390 | November 3, 1942..... | 387,992 |
| November 7, 1911 | 225,380 | November 7, 1944..... | 568,464 |
| November 5, 1912 | 259,124 | November 5, 1946..... | 399,501 |
| November 3, 1914 | 246,941 | November 2, 1948..... | 497,084 |
| November 7, 1916 | 302,685 | November 7, 1950..... | 459,319 |
| November 5, 1918 | 225,717 | November 4, 1952..... | 616,236 |
| November 2, 1920 | 390,833 | November 2, 1954..... | 431,917 |
| November 7, 1922 | 407,673 | November 6, 1956..... | 584,786 |
| November 4, 1924 | 471,600 | November 4, 1958..... | 430,769 |
| November 2, 1926 | 427,915 | November 8, 1960..... | 619,399 |
| November 6, 1928 | 554,762 | November 6, 1962..... | 472,249 |
| November 4, 1930 | 451,904 | November 3, 1964..... | 592,673 |
| November 8, 1932 | 576,946 | November 8, 1966..... | 497,995 |
| November 6, 1934 | 578,764 | | |

Total Votes Cast at General Election (cont.)


Total Number of Registered Voters (Voter Registration became mandatory on March 22, 1967)

| | | |
|------------------------|--------------|-----------|
| November 5, 1968 | 540,176..... | 668,810 |
| November 3, 1970 | 471,055..... | 707,558 |
| November 7, 1972 | 590,813..... | 807,267 |
| November 5, 1974 | 466,956..... | 787,850 |
| November 2, 1976 | 623,764..... | 840,666 |
| November 7, 1978 | 511,010..... | 832,628 |
| November 4, 1980 | 651,281..... | 856,182 |
| November 2, 1982 | 559,422..... | 832,121 |
| November 6, 1984 | 670,781..... | 902,626 |
| November 4, 1986 | 576,271..... | 849,762 |
| November 8, 1988 | 678,669..... | 898,959 |
| November 6, 1990 | 604,195..... | 890,579 |
| November 3, 1992 | 744,548..... | 951,395 |
| November 8, 1994 | 593,654..... | 919,321 |
| November 5, 1996 | 686,749..... | 1,015,056 |
| November 3, 1998 | 581,775..... | 1,056,351 |
| November 7, 2000 | 707,223..... | 1,085,217 |
| November 5, 2002 | 490,914..... | 1,083,544 |
| November 2, 2004 | 792,906..... | 1,160,193 |
| November 7, 2006 | 610,499..... | 1,138,422 |
| November 4, 2008 | 811,923..... | 1,157,345 |
| November 2, 2010 | 497,248..... | 1,142,057 |
| November 6, 2012 | 804,245..... | 1,163,871 |
| November 4, 2014 | 552,115..... | 1,158,840 |
| November 8, 2016 | 860,573..... | 1,211,101 |
| November 6, 2018 | 706,652..... | 1,219,319 |
| November 3, 2020 | 966,920..... | 1,266,730 |
| November 8, 2022 | 682,716..... | 1,242,930 |

The Nebraska Board of State Canvassers

December 5, 2022


Attached are the 2022 General Election State Canvassing Board results as certified by



Pete Ricketts, Governor of the State of Nebraska



Robert B. Evnen, Nebraska Secretary of State



on behalf of

Doug Peterson, Nebraska Attorney General
Dave Bydalek, Chief Deputy Attorney General



John Murante, Nebraska State Treasurer



Charlie Janssen, Nebraska Auditor of Public Accounts

